


## DISPLAY ALERTS


The display will cycle through each of the tire positions, showing pressure and temperature. In the event of an alert an audible alarm will sound, the red LED will flash, and the display will indicate which tire is at risk.

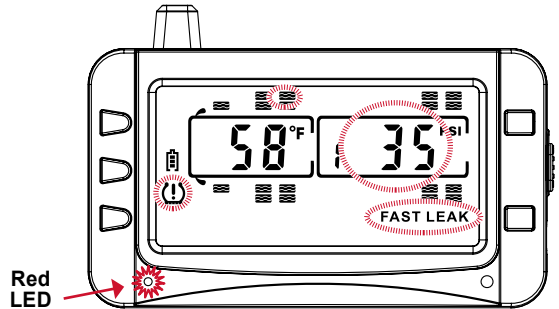
**NOTE:** The audible alarm can be silenced for a short while by pressing any of the buttons on the front of the display. The display will continue to cycle through all tire positions.

**NOTE:** The  icon will stay on screen and the red warning light will continue to flash until the issue is resolved.


### Fast Leak Alert

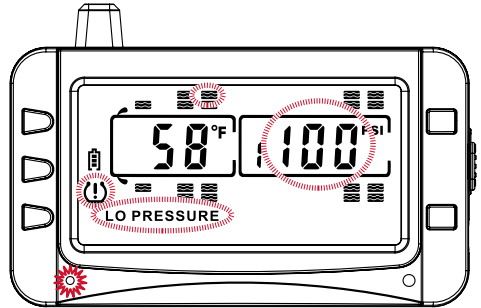
**NOTE:** A fast tire leak is a loss of 2 PSI or more in less than one minute.

1. The red LED will flash.
2.  & **FAST LEAK** will be displayed.
3. The **pressure** and **tire position** will be identified.




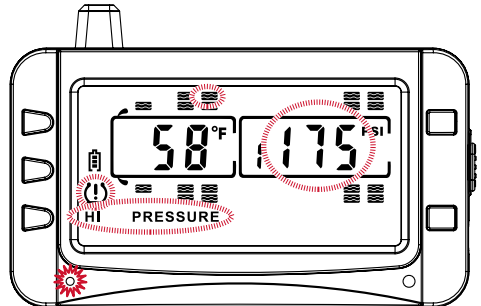
### Low Pressure Alert

1. The red LED will flash.
2.  & **LO PRESSURE** will be displayed.
3. The **pressure** and **tire position** will be identified.



### High Pressure Alert


1. The red LED will flash.
2.  & **HI PRESSURE** will be displayed.
3. The **pressure** and **tire position** will be identified.

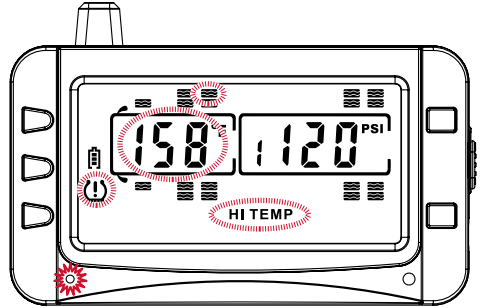


**TOUGH by OTRUSA.COM**  
**IN-CAB DISPLAY: DRIVER REFERENCE**



## DISPLAY ALERTS (continued)

### High Temperature Alert

1. The red LED will flash.
2.  & **HI TEMP** will be displayed.
3. The **temperature** and **tire position** will be identified.



### Sensor Low Battery Alert

1. The red LED will flash.
2. The  and  icons will be displayed.
3. The **tire position** will be identified.

**Note:** This low battery alert will only display for a short time, up until the battery is exhausted. If you do not have the display on, you will not see the low battery alert. If your sensor is not reporting to the display, you may need to replace the battery or sensor.

