Made in Korea

TIRON

Moving Forward

LTB / TBB / OTR / IND TIRE

PATTERN GUIDE

LIGHT TRUCK BIAS TIRES | TRUCK & BUS BIAS TIRES
OFF THE ROAD TIRES | INDUSTRIAL TIRES

ISO 9001 | ISO 14001 |

HIGH PERFORMANCE
LIGHT TRUCK BIAS TIRES

LIGHT TRUCK BIAS TIRES 04
TRUCK & BUS BIAS TIRES 14
OFF THE ROAD TIRES 24
INDUSTRIAL TIRES 42

TIRON
Moving Forward

TIRON
Moving Forward

301

Suitable for light trucks on paved roads Excellent riding comfort in high speed and long driving

SIZE	PR	TYPE	STD. RIM	APPRVD. RIM	O.D.		S.W.		TREAD DEPTH		S.L.R.		MAX.LOAD			INFLATION	
					mm	inch	mm	inch	mm	/32"	mm	inch	usage	kg	lbs	kg/cm²	psi
5.00-12	6	T/T	3.5	3.0-4.0	568	22.4	137	5.4	9.5	12	265	10.4	S	415	915	3.10	45
													D	395	870	3.10	45
5.00-13	8	T/L	3.5	3.0-4.0	598	23.5	143	5.6	8.5	10.7	278	10.9	S	540	1190	4.15	60
													D	515	1135	4.15	60
	8	T/T	3.5	3.0-4.0	598	23.5	143	5.6	8.5	10.7	278	10.9	S	540	1190	4.15	60
													D	515	1135	4.15	60
5.50-13	8	T/T	4.0	4.5-5.0	622	24.5	151	5.9	9.2	11.6	291	11.5	S	610	1350	4.15	60
													D	585	1290	4.15	60
	8	T/L	4.0	4.5-5.0	622	24.5	151	5.9	9.2	11.6	291	11.5	S	610	1350	4.15	60
													D	585	1290	4.15	60
6.00-13	8	T/T	4.5	4.0-5.0	653	25.7	166	6.5	8.8	11.1	306	12.0	S	710	1570	4.15	60
													D	675	1490	4.15	60
6.50-14	8	T/T	4.5	5.0	702	27.6	175	6.9	10	12.6	330	13.0	S	850	1870	4.15	60
													D	800	1760	4.15	60
	10	T/T	4.5	5.0	702	27.6	175	6.9	10	12.6	330	13.0	S	900	1980	5.20	75
													D	850	1870	5.20	75
6.50-15	6	T/T	4.5	5.0-5.5	727	28.6	175	6.9	10	12.6	343	13.5	S	750	1655	3.25	47
													D	715	1575	3.25	47
	10	T/T	4.5	5.0-5.5	727	28.6	175	6.9	10	12.6	343	13.5	S	950	2090	5.00	70
													D	900	1980	5.00	70
7.00-15	8	T/T	5.5	5.0-6.0	751	29.6	194	7.6	10.7	13.5	353	13.9	S	980	2160	4.15	60
													D	935	2060	4.15	60
	10	T/T	5.5	-	751	29.6	194	7.6	10.7	13.5	353	13.9	S	1050	2320	5.20	75
													D	925	2040	5.20	75
7.50-15	10	T/T	6.0	5.5-6.5	780	30.7	214	8.4	11.7	14.7	366	14.4	S	1280	2820	5.20	75
													D	1215	2680	5.20	75
	12	T/T	6.0	5.5-6.5	780	30.7	214	8.4	11.7	14.7	366	14.4	S	1460	3210	7.30	105
													D	1280	2820	6.60	95

SIZE	PR	TYPE	STD. RIM	APPRVD. RIM	O.D.		S.W.		TREAD DEPTH		S.L.R.		MAX.LOAD			INFLATION	
					mm	inch	mm	inch	mm	/32"	mm	inch	usage	kg	lbs	kg/cm²	psi
8.25-15	14	T/T	6.5	6.0	836	32.9	237	9.3	11	13.9	382	15.0	S	1850	4070	8.00	115
													D	1620	3570	7.30	105
10.00-15	14	T/T	7.5	-	918	36.1	275	10.8	13	16.4	432	17.0	S	2290	5050	6.95	100
													D	2010	4430	6.25	90
6.50-16	8	T/T	4.5	5.0-5.5	750	29.5	175	6.9	10	12.6	354	13.9	S	860	1900	4.15	60
													D	755	1670	4.15	60
	10	T/T	5.5	4.5	750	29.5	175	6.9	10	12.6	354	13.9	S	980	2160	5.20	75
													D	860	1900	5.20	75
	12	T/T	5.5	4.5	750	29.5	175	6.9	12.3	15.5	354	13.9	S	1095	2410	5.65	85
													D	1040	2290	5.65	85
7.00-16	8	T/T	5.5	-	776	30.6	194	7.6	10.5	13.2	365	14.4	S	965	2130	4.15	60
													D	850	1870	4.15	60
	10	T/T	5.5	-	776	30.6	194	7.6	10.5	13.2	365	14.4	S	1130	2490	5.20	75
													D	1075	2370	5.20	75
	12	T/T	5.5	-	776	30.6	194	7.6	10.5	13.2	365	14.4	S	1220	2700	6.25	90
													D	1080	2370	6.25	90
7.50-16	8	T/T	6.0	5.5	805	31.7	211	8.3	11.5	14.5	384	15.1	S	1110	2440	4.15	60
													D	970	2140	4.15	60
	10	T/T	6.0	5.5-6.5	805	31.7	211	8.3	11.5	14.5	384	15.1	S	1260	2780	5.20	75
													D	1110	2440	5.20	75
	12	T/T	6.0	5.5-6.5	805	31.7	211	8.3	11.5	14.5	384	15.1	S	1400	3090	6.25	90
													D	1240	2730	6.25	90
	14	T/T	6.0	5.5-6.5	805	31.7	211	8.3	11.5	14.5	384	15.1	S	1490	3270	6.95	100
													D	1310	2890	6.95	100
	16	T/T	6.0	5.5-6.5	805	31.7	211	8.3	11.5	14.5	384	15.1	S	1620	3570	8.00	115
													D	1420	3140	8.00	115

TT = TUBE TYPE, TL = TUBELESS

TIRON
Moving Forward

301A

Suitable for highway and paved roads / Driving stability by zig-zag grooves

SIZE	PR	TYPE	STD. RIM	APPRVD. RIM	O.D.		S.W.		TREAD DEPTH		S.L.R.		MAX.LOAD			INFLATION	
					mm	inch	mm	inch	mm	/32"	mm	inch	usage	kg	lbs	kg/cm²	psi
5.00-12	6	T/L	3.5	3.0-4.0	568	22.4	137	5.4	7.4	9.3	265	10.4	S	415	915	3.00	44
													D	395	870	3.00	44
	8	T/L	3.5	3.0-4.0	568	22.4	137	5.4	7.6	9.6	265	10.4	S	485	1070	4.15	60
													D	465	1025	4.15	60
6.00-14	6	T/T	4.5	3.0-4.0	678	26.7	166	6.5	9.3	11.7	319	12.6	S	640	1410	3.10	45
													D	610	1345	3.10	45
	8	T/T	4.5	4.0-5.0	678	26.7	166	6.5	9.3	11.7	319	12.6	S	750	1655	4.15	60
													D	710	1565	4.15	60
6.50-14	6	T/T	4.5	5.0	702	27.6	175	6.9	9.7	12.2	330	13.0	S	715	1575	3.10	45
													D	680	1500	3.10	45
	8	T/T	4.5	5.0	702	27.6	175	6.9	9.7	12.2	330	13.0	S	840	1850	4.15	60
													D	795	1750	4.15	60
	10	T/T	4.5	5.0	702	27.6	175	6.9	10.8	13.6	330	13.0	S	900	1980	5.20	75
													D	855	1880	5.20	75
6.00-16	8	T/T	4.5	4.0	728	28.7	166	6.5	9.3	11.7	344	13.5	S	765	1690	4.15	60
													D	670	1480	4.15	60

310A

High drain and traction by zig-zag tread pattern / Zig-zag grooves provide excellent durability and less side-slipping

SIZE	PR	TYPE	STD. RIM	APPRVD. RIM	O.D.		S.W.		TREAD DEPTH		S.L.R.		MAX.LOAD			INFLATION	
					mm	inch	mm	inch	mm	/32"	mm	inch	usage	kg	lbs	kg/cm²	psi
7.00-14	8	T/T	5.5	-	710	28.0	192	7.6	9.3	11.7	334	13.1	S	705	1,550	4.15	60
													D	620	1,365	4.15	60

313

Suitable for light trucks on paved roads / Excellent riding comfort in high speed and long driving

SIZE	PR	TYPE	STD. RIM	APPRVD. RIM	O.D.		S.W.		TREAD DEPTH		S.L.R.		MAX.LOAD			INFLATION	
					mm	inch	mm	inch	mm	/32"	mm	inch	usage	kg	lbs	kg/cm²	psi
8.25-16	14	T/T	6.5	6.0	854	33.6	234	9.2	11.2	14.1	402	15.8	S	1,700	3,750	6.25	90
													D	1,500	3,300	6.25	90
	16	T/T	6.5	6.0	854	33.6	234	9.2	11.2	14.1	402	15.8	S	1,860	4,100	7.30	105
													D	1,640	3,615	7.30	105
	18	T/T	6.5	6.0	854	33.6	234	9.2	11.2	14.1	402	15.8	S	1,960	4,320	8.00	115
													D	1,725	3,800	8.00	115

351

Specially designed for city buses only on paved roads / Excellent driving stability and safety
Deep tread and specially compounded rubber for good traction and long mileage

SIZE	PR	TYPE	STD. RIM	APPRVD. RIM	O.D.		S.W.		TREAD DEPTH		S.L.R.		MAX.LOAD			INFLATION	
					mm	inch	mm	inch	mm	/32"	mm	inch	usage	kg	lbs	kg/cm²	psi
7-14.5	12	T/L	6.0	-	666	26.2	190	7.5	8.3	10.5	313	12.3	S	1,040	2,300	6.95	100
													D	915	2,020	6.95	100
8-14.5	14	T/L	6.0	-	707	27.8	203	8.0	9.3	11.7	333	13.1	S	1,370	3,030	8.00	115
													D	1,210	2,670	8.00	115

TIRON
Moving Forward

381 SAND SERVICE

SIZE	PR	TYPE	STD. RIM	APPRVD. RIM	O.D.		S.W.		TREAD DEPTH		S.L.R.		MAX.LOAD			INFLATION	
					mm	inch	mm	inch	mm	/32"	mm	inch	usage	kg	lbs	kg/cm²	psi
9.00-15	6	T/T	5.5	-	836	32.9	237	9.3	8.6	10.8	392	15.4	-	1,020	2,250	2.75	40
8.25-16	8	T/T	6.5	6.0	854	33.6	240	9.4	8.7	11.0	402	15.8	-	805	1,770	2.40	35
9.00-16	8	T/T	6.0	-	891	35.1	246	9.7	8.6	10.8	407	16.0	-	1,100	2,425	2.75	40

304

Designed for military vehicles and mobile cranes on soft and muddy roads / Powerful traction and braking performance

SIZE	PR	TYPE	STD. RIM	APPRVD. RIM	O.D.		S.W.		TREAD DEPTH		S.L.R.		MAX.LOAD			INFLATION	
					mm	inch	mm	inch	mm	/32"	mm	inch	usage	kg	lbs	kg/cm²	psi
6.00-16	6	T/T	4.5	4.0	728	28.7	166	6.5	11.5	14.5	344	13.5	S	650	1,430	3.10	45
													D	570	1,255	3.10	45
9.00-16	10	T/T	7.00V	6.50V	893	35.2	245	9.6	15.7	19.8	407	16.0	S	1,530	3,370	4.15	60
				7.50V									D	1,340	2,965	4.15	60

TT = TUBE TYPE, TL = TUBELESS

302C

For light trucks on both paved and unpaved roads / Good traction and braking performance
Deep tread and specially compounded rubber provide long mileage

SIZE	PR	TYPE	STD. RIM	APPRVD. RIM	O.D.		S.W.		TREAD DEPTH		S.L.R.		MAX.LOAD			INFLATION	
					mm	inch	mm	inch	mm	/32"	mm	inch	usage	kg	lbs	kg/cm²	psi
7.50-15	12	T/T	6.0	5.5-6.5	780	30.7	211	8.3	13.2	16.6	366	14.4	S	1340	2960	6.25	90
													D	1180	2600	6.25	90
6.00-16	6	T/T	4.5	4.0	728	28.7	166	6.5	11.7	14.7	344	13.5	S	650	1430	3.10	45
													D	570	1255	3.10	45
6.50-16	10	T/T	5.5	4.5	750	29.5	175	6.9	12.3	15.5	354	13.9	S	980	2160	5.20	75
													D	860	1900	5.20	75
7.00-16	10	T/T	5.5	-	776	30.6	194	7.6	12.5	15.7	365	14.4	S	1100	2430	5.20	75
													D	965	2130	5.20	75
	12	T/T	5.5	-	776	30.6	194	7.6	12.5	15.7	365	14.4	S	1220	2700	6.25	90
													D	1080	2370	6.25	90
6.50-16	12	T/T	5.5	4.5	750	29.5	175	6.9	12.3	15.5	354	13.9	S	1095	2410	5.65	85
													D	1040	2290	5.65	85
7.50-16	12	T/T	6.0	5.5	805	31.7	211	8.3	14.5	18.3	381	15.0	S	1400	3090	6.25	90
													D	1240	2730	6.25	90
	14	T/T	6.0	5.5	805	31.7	211	8.3	14.5	18.3	381	15.0	S	1490	3270	6.95	100
													D	1310	2890	6.95	100
7.00-16	14	T/T	5.5	5.5	776	30.6	194	7.6	10.5	13.2	365	14.4	S	1330	2930	6.80	97
													D	1180	2600	6.80	97
7.50-16	16	T/T	6.0	5.5-6.5	805	31.7	211	8.3	14.5	18.3	381	15.0	S	1620	3570	8.00	115
													D	1420	3140	8.00	115
8.25-16	16	T/T	6.5	6.0	854	33.6	234	9.2	16.0	20.2	402	15.8	S	1860	4100	7.30	105
													D	1640	3615	7.30	105

TT = TUBE TYPE, TL = TUBELESS

TIRON
Moving Forward

306A

Provides good riding comfort and reduces slipping and skidding / Excellent stability in high speed

SIZE	PR	TYPE	STD. RIM	APPRVD. RIM	O.D.		S.W.		TREAD DEPTH		S.L.R.		MAX.LOAD			INFLATION	
					mm	inch	mm	inch	mm	/32"	mm	inch	usage	kg	lbs	kg/cm²	psi
5.00-12	8	T/T	3.5	3.0-4.0	571	22.5	126	5.0	9.5	12.0	265	10.4	S	485	1,070	4.15	60
													D	465	1,025	4.15	60
	8	T/L	3.5	3.0-4.0	571	22.5	126	5.0	9.5	12.0	265	10.4	S	485	1,070	4.15	60
													D	465	1,025	4.15	60

326

For light trucks on both paved and unpaved roads
Good traction and braking performance, Deep tread and specially compounded rubber provide long mileage

SIZE	PR	TYPE	STD. RIM	APPRVD. RIM	O.D.		S.W.		TREAD DEPTH		S.L.R.		MAX.LOAD			INFLATION	
					mm	inch	mm	inch	mm	/32"	mm	inch	usage	kg	lbs	kg/cm²	psi
5.50-13	8	T/T	4.0	4.5-5.0	622	24.5	151	5.9	10.2	12.9	291	11.5	S	610	1,350	4.15	60
													D	585	1,290	4.15	60
6.00-14	10	T/T	4.5	4.0-5.0	678	26.7	166	6.5	10.7	13.5	319	12.6	S	850	1,870	5.20	75
													D	805	1,775	5.20	75
6.50-14	8	T/T	4.5	5.0	702	27.6	175	6.9	10.8	13.6	330	13.0	S	840	1,850	4.15	60
													D	795	1,750	4.15	60
	10	T/T	4.5	5.0	702	27.6	175	6.9	10.8	13.6	330	13.0	S	900	1,980	5.20	75
													D	855	1,880	5.20	75

389

For light trucks on both paved and unpaved roads, Good traction and braking performance
Deep tread and specially compounded rubber provide long mileage

SIZE	PR	TYPE	STD. RIM	APPRVD. RIM	O.D.		S.W.		TREAD DEPTH		S.L.R.		MAX.LOAD			INFLATION	
					mm	inch	mm	inch	mm	/32"	mm	inch	usage	kg	lbs	kg/cm²	psi
8.25-16	16	T/T	6.5	6.0	855	33.7	234	9.2	14.5	18.3	402	15.8	S	1,860	4,100	7.30	105
													D	1,640	3,615	7.30	105
	18	T/T	6.5	6.0	855	33.7	234	9.2	14.5	18.3	402	15.8	S	1,960	4,320	8.00	115
													D	1,725	3,800	8.00	115

TT = TUBE TYPE, TL = TUBELESS

702A M+S

For light truck on mud and snowy roads, Provides good braking and powerful traction on snow roads
Good appearance tread pattern and sidewall design

SIZE	PR	TYPE	STD. RIM	APPRVD. RIM	O.D.		S.W.		TREAD DEPTH		S.L.R.		MAX.LOAD			INFLATION	
					mm	inch	mm	inch	mm	/32"	mm	inch	usage	kg	lbs	kg/cm²	psi
7.50-16	16	T/T	6.0	5.5-6.5	805	31.7	211	8.3	14.5	18.3	381	15.0	S	1,620	3,570	8.00	115
													D	1,420	3,140	8.00	115
8.25-16	18	T/T	6.5	6.0	854	33.6	234	9.2	16.3	20.5	402	15.8	S	1,960	4,320	8.00	115
													D	1,725	3,800	8.00	115

703 M+S

For light truck on mud and snowy roads, Provides good braking and powerful traction on snow roads
Good appearance tread pattern and sidewall design

SIZE	PR	TYPE	STD. RIM	APPRVD. RIM	O.D.		S.W.		TREAD DEPTH		S.L.R.		MAX.LOAD			INFLATION	
					mm	inch	mm	inch	mm	/32"	mm	inch	usage	kg	lbs	kg/cm²	psi
6.50-14	8	T/T	4.5	5.0	702	27.6	175	6.9	14.3	18.0	330	13.0	S	840	1,850	4.15	60
													D	795	1,750	4.15	60
7.00-16	12	T/T	5.5	-	776	30.6	194	7.6	14.8	18.6	365	14.4	S	1,220	2,700	6.25	90
													D	1,080	2,370	6.25	90

TT = TUBE TYPE, TL = TUBELESS

HIGH PERFORMANCE
TRUCK & BUS BIAS TIRES

TIRON
Moving Forward

TIRON
Moving Forward



301

Suitable for trucks on paved roads / Excellent riding comfort in high speed and long driving

SIZE	PR	TYPE	STD. RIM	APPRVD. RIM	O.D.		S.W.		TREAD DEPTH		S.L.R.		MAX.LOAD			INFLATION	
					mm	inch	mm	inch	mm	/32"	mm	inch	usage	kg	lbs	kg/cm²	psi
7.50-18	14	T/T	6.00V	5.50V	884	34.8	220	8.7	13.5	17.0	417	16.4	S	1,750	3,860	7.25	105
				6.50V									D	1,650	3,640	7.25	105
	16	T/T	6.00V	5.50V	884	34.8	220	8.7	13.5	17.0	417	16.4	S	1,810	4,000	7.75	110
				6.50V									D	1,710	3,770	7.75	110

353

Enhanced excellent riding comfort and long mileage / Strong road grip even on sand and soft soil

SIZE	PR	TYPE	STD. RIM	APPRVD. RIM	O.D.		S.W.		TREAD DEPTH		S.L.R.		MAX.LOAD			INFLATION	
					mm	inch	mm	inch	mm	/32"	mm	inch	usage	kg	lbs	kg/cm²	psi
12.00-20	18	T/T	8.50V	8.00V	1115	43.9	300	11.8	20.5	25.8	525	20.7	S	3,720	8,210	8.00	115
				9.00V									D	3,260	7,200	7.30	105
12.00-24	16	T/T	8.50V	8.00V	1235	48.6	312	12.3	20.5	25.8	580	22.8	S	3,960	8,710	7.30	105
				9.00V									D	3,460	7,640	6.60	95
	18	T/T	8.50V	8.00V	1235	48.6	312	12.3	20.5	25.8	580	22.8	S	4,180	9,230	8.00	115
				9.00V									D	3,680	8,100	7.30	105

TT = TUBE TYPE, TL = TUBELESS

355

Suitable for trucks on highway and other paved roads
Good resistance to abrasion and easy steering with less side-slipping

SIZE	PR	TYPE	STD. RIM	APPRVD. RIM	O.D.		S.W.		TREAD DEPTH		S.L.R.		MAX.LOAD			INFLATION	
					mm	inch	mm	inch	mm	/32"	mm	inch	usage	kg	lbs	kg/cm²	psi
8.25-20	10	T/T	6.50T	6.00S	987	38.9	248	9.8	14.5	18.3	472	18.6	S	1,840	4,050	5.90	85
				7.00T									D	1,610	3,550	5.20	75
	14	T/T	6.50T	6.50T	974	38.3	236	9.3	14.5	18.3	472	18.6	S	2,240	4,940	7.90	115
				7.50T									D	2,000	4,410	7.20	105
9.00-20	14	T/T	7.00T	6.50T	1020	40.2	254	10.0	15.5	19.5	484	19.1	S	2,570	5,670	7.65	110
				7.50T									D	2,250	4,970	6.95	100

365

Suitable for trucks on paved roads / Excellent riding comfort in high speed and long driving

SIZE	PR	TYPE	STD. RIM	APPRVD. RIM	O.D.		S.W.		TREAD DEPTH		S.L.R.		MAX.LOAD			INFLATION	
					mm	inch	mm	inch	mm	/32"	mm	inch	usage	kg	lbs	kg/cm²	psi
10.00-20	14	T/T	7.50T	7.00T	1065	41.9	277	10.9	18.5	23.3	505	19.9	S	2,740	6,040	6.95	100
				8.00V									D	2,400	5,300	6.25	90

TT = TUBE TYPE, TL = TUBELESS

TIRON
Moving Forward



366

Suitable for trucks on highway and other paved roads
Good resistance to abrasion and easy steering with less side-slipping

SIZE	PR	TYPE	STD. RIM	APPRVD. RIM	O.D. mm	O.D. inch	S.W. mm	S.W. inch	TREAD DEPTH mm	TREAD DEPTH /32"	S.L.R. mm	S.L.R. inch	MAX.LOAD usage	MAX.LOAD kg	MAX.LOAD lbs	INFLATION kg/cm²	INFLATION psi
9.00-20	14	T/T	7.00T	6.50T	1022	40.2	252	9.9	14.0	17.6	484	19.1	S	2,570	5,670	7.65	110
				7.50T									D	2,250	4,970	6.95	100
	16	T/T	7.00T	6.50T	1022	40.2	252	9.9	14.0	17.6	484	19.1	S	2,790	6,160	8.70	125
				7.50T									D	2,450	5,400	8.00	115
10.00-20	14	T/T	7.50V	7.00T	1057	41.6	281	11.1	14.6	18.4	505	19.9	S	2,740	6,040	6.95	100
				8.00T									D	2,400	5,300	6.25	90
	16	T/T	7.50V	7.00T	1057	41.6	281	11.1	14.6	18.4	505	19.9	S	3,000	6,610	8.00	115
				8.00T									D	2,630	5,800	7.30	105
11.00-20	14	T/T	8.00V	7.50V	1085	42.7	295	11.6	16.0	20.2	513	20.2	S	2,990	6,590	6.95	100
				8.50V									D	2,620	5,780	6.25	90
	16	T/T	8.00V	7.50V	1085	42.7	295	11.6	16.0	20.2	513	20.2	S	3,260	7,200	8.00	115
				8.50V									D	2,870	6,320	7.30	105
12.00-20	18	T/T	8.50V	8.00V	1135	44.7	315	12.4	16.5	20.8	533	21.0	S	3,720	8,210	8.30	115
				9.00V									D	3,260	7,200	7.30	105
11.00-22	16	T/T	8.00	7.50V	1135	44.7	293	11.5	15.5	19.5	533	21.0	S	3,480	7,660	8.00	115
				8.50V									D	3,040	6,720	7.30	105

TT = TUBE TYPE, TL = TUBELESS

302C

For trucks on both paved and unpaved roads / Good traction and braking performance
Deep tread and specially compounded rubber provide long mileage

SIZE	PR	TYPE	STD. RIM	APPRVD. RIM	O.D. mm	O.D. inch	S.W. mm	S.W. inch	TREAD DEPTH mm	TREAD DEPTH /32"	S.L.R. mm	S.L.R. inch	MAX.LOAD usage	MAX.LOAD kg	MAX.LOAD lbs	INFLATION kg/cm²	INFLATION psi
12.00-20	16	T/T	8.50V	8.00V	1130	44.5	312	12.3	20.5	25.8	532	20.9	S	3,510	7,740	7.30	105
				9.00V									D	3,080	6,790	6.60	95
	18	T/T	8.50V	8.00V	1130	44.5	312	12.3	20.5	25.8	532	20.9	S	3,720	8,210	8.00	115
				9.00V									D	3,260	7,200	7.30	105
	20	T/T	8.50V	8.00V	1130	44.5	312	12.3	20.5	25.8	532	20.9	S	3,920	8,650	8.70	125
				9.00V									D	3,440	7,590	8.00	115
12.00-24	16	T/T	8.50V	8.00V	1234	48.6	314	12.4	20.5	25.8	580	22.8	S	3,960	8,710	7.30	105
				9.00V									D	3,460	7,640	6.60	95
	18	T/T	8.50V	8.00V	1236	48.7	315	12.4	20.5	25.8	580	22.8	S	4,180	9,230	8.00	115
				9.00V									D	3,680	8,100	7.30	105
	20	T/T	8.50V	8.00V	1236	48.7	315	12.4	20.5	25.8	580	22.8	S	4,420	9,740	9.05	130
				9.00V									D	3,880	8,540	8.25	120

304

Designed for military vehicles and mobile cranes on soft and muddy roads
Powerful traction and braking performance

SIZE	PR	TYPE	STD. RIM	APPRVD. RIM	O.D. mm	O.D. inch	S.W. mm	S.W. inch	TREAD DEPTH mm	TREAD DEPTH /32"	S.L.R. mm	S.L.R. inch	MAX.LOAD usage	MAX.LOAD kg	MAX.LOAD lbs	INFLATION kg/cm²	INFLATION psi
14.00-20	20	T/T	10.00W	9.00V	1242	48.9	377	14.8	20.3	25.6	588	23.1	S	4,980	10,960	7.65	110
													D	4,360	9,610	6.90	100

TT = TUBE TYPE, TL = TUBELESS

TIRON
Moving Forward

305

For military vehicles round shoulder design for preventing damages on gravel roads

SIZE	PR	TYPE	STD. RIM	APPRVD. RIM	O.D. mm	O.D. inch	S.W. mm	S.W. inch	TREAD DEPTH mm	TREAD DEPTH /32"	S.L.R. mm	S.L.R. inch	MAX.LOAD usage	MAX.LOAD kg	MAX.LOAD lbs	INFLATION kg/cm²	INFLATION psi
9.00-20	8	T/T	7.00T	6.50T	1038	40.9	260	10.2	15.0	18.9	492	19.4	S	1,815	4,000	4.60	65
				7.50V									D	1,590	3,510	3.90	55
11.00-20	12	T/T	8.00V	7.50V	1091	43.0	294	11.6	17.0	21.4	513	20.2	S	2,690	5,920	5.90	85
				8.50V									D	2,350	5,190	5.20	75
	16	T/T	8.00V	7.50V	1091	43.0	294	11.6	17.0	21.4	513	20.2	S	3,260	7,200	8.00	115
				8.50V									D	2,870	6,320	7.30	105

323

For trucks on both paved and unpaved roads / Good traction and braking performance
Deep tread and specially compounded rubber provide long mileage

SIZE	PR	TYPE	STD. RIM	APPRVD. RIM	O.D. mm	O.D. inch	S.W. mm	S.W. inch	TREAD DEPTH mm	TREAD DEPTH /32"	S.L.R. mm	S.L.R. inch	MAX.LOAD usage	MAX.LOAD kg	MAX.LOAD lbs	INFLATION kg/cm²	INFLATION psi
9.00-20	14	T/T	7.00T	6.50T	1022	40.2	252	9.9	17.5	22.0	484	19.1	S	2,570	5,670	7.65	110
				7.50T									D	2,250	4,970	6.95	100
	16	T/T	7.00T	6.50T	1022	40.2	252	9.9	17.5	22.0	484	19.1	S	2,790	6,160	8.70	125
				7.50T									D	2,450	5,400	8.00	115

324

Specially designed for trucks and buses on paved roads
The sipes between lugs for the better traction and less side-slipping

SIZE	PR	TYPE	STD. RIM	APPRVD. RIM	O.D. mm	O.D. inch	S.W. mm	S.W. inch	TREAD DEPTH mm	TREAD DEPTH /32"	S.L.R. mm	S.L.R. inch	MAX.LOAD usage	MAX.LOAD kg	MAX.LOAD lbs	INFLATION kg/cm²	INFLATION psi
11.00-22	16	T/T	8.0	7.5-8.5	1135	44.7	290	11.4	19.0	23.9	540	21.3	S	3,480	7,660	8.00	115
													D	3,040	6,720	7.30	105

TT = TUBE TYPE, TL = TUBELESS

385

For trucks on both paved and unpaved roads / Good traction and braking performance
Deep tread and specially compounded rubber provide long mileage

SIZE	PR	TYPE	STD. RIM	APPRVD. RIM	O.D. mm	O.D. inch	S.W. mm	S.W. inch	TREAD DEPTH mm	TREAD DEPTH /32"	S.L.R. mm	S.L.R. inch	MAX.LOAD usage	MAX.LOAD kg	MAX.LOAD lbs	INFLATION kg/cm²	INFLATION psi
11.00-20	16	T/T	8.00V	7.50V	1085	42.7	290	11.4	19.0	23.9	515	20.3	S	3,260	7,200	8.00	115
				8.50V									D	2,870	6,320	7.30	105

389

For trucks on both paved and unpaved roads / Good traction and braking performance
Deep tread and specially compounded rubber provide long mileage

SIZE	PR	TYPE	STD. RIM	APPRVD. RIM	O.D. mm	O.D. inch	S.W. mm	S.W. inch	TREAD DEPTH mm	TREAD DEPTH /32"	S.L.R. mm	S.L.R. inch	MAX.LOAD usage	MAX.LOAD kg	MAX.LOAD lbs	INFLATION kg/cm²	INFLATION psi
10.00-20	14	T/T	7.50V	7.00V	1055	41.5	270	10.6	18.0	22.7	505	19.9	S	2,740	6,040	6.95	100
				8.00V									D	2,400	5,300	6.25	90
	16	T/T	7.50V	7.00V	1055	41.5	270	10.6	19.0	23.9	505	19.9	S	3,000	6,610	8.00	115
				8.00V									D	2,630	5,800	7.30	105
11.00-20	14	T/T	8.00V	7.50V	1085	42.7	290	11.4	19.0	23.9	515	20.3	S	2,940	6,590	6.95	100
				8.50V									D	2,620	5,780	6.25	90
	16	T/T	8.00V	7.50V	1085	42.7	290	11.4	19.0	23.9	515	20.3	S	3,260	7,200	8.00	115
				8.50V									D	2,870	6,320	7.30	105
	18	T/T	8.00V	7.50V	1085	42.7	290	11.4	19.0	23.9	515	20.3	S	3,520	7,770	9.05	130
				8.50V									D	3,100	6,820	8.25	120
	20	T/T	8.00V	7.50V	1085	42.7	290	11.4	19.0	23.9	515	20.3	S	3,700	8,157	9.90	145
				8.50V									D	3,300	7,275	9.20	135

TT = TUBE TYPE, TL = TUBELESS

TIRON
Moving Forward



706A M+S

For truck on mud and snowy roads / Provides good braking and powerful traction on snow roads
Good appearance tread pattern and sidewall design

SIZE	PR	TYPE	STD. RIM	APPRVD. RIM	O.D.		S.W.		TREAD DEPTH		S.L.R.		MAX.LOAD			INFLATION	
					mm	inch	mm	inch	mm	/32"	mm	inch	usage	kg	lbs	kg/cm²	psi
10.00-20	14	T/T	7.50V	7.00T	1065	41.9	280	11.0	19.0	23.9	510	20.1	S	2,740	6,040	6.95	100
				8.00V									D	2,400	5,300	6.25	90
	16	T/T	7.50V	7.00T	1065	41.9	280	11.0	19.0	23.9	510	20.1	S	3,000	6,610	8.00	115
				8.00V									D	2,630	5,800	7.30	105
11.00-20	16	T/T	8.00V	7.50V	1091	43.0	296	11.7	19.5	24.6	520	20.5	S	3,260	7,200	8.00	115
				8.50V									D	2,870	6,320	7.30	105

F5

Developed for trucks and buses required to travel continously at high speeds on highways in the Middle East
Features heat resistant tread

SIZE	PR	TYPE	STD. RIM	APPRVD. RIM	O.D.		S.W.		TREAD DEPTH		S.L.R.		MAX.LOAD			INFLATION	
					mm	inch	mm	inch	mm	/32"	mm	inch	usage	kg	lbs	kg/cm²	psi
10.00-20	14	T/T	7.50	8.00	1057	41.6	280	11.0	14.0	18.0	499	19.6	S	2800	6175	6.9	100
													D	2430	5355	6.2	90
	16	T/T	7.50	8.00	1057	41.6	280	11.0	14.0	18.0	499	19.6	S	3000	6610	8.1	115
													D	2630	5800	7.4	105
11.00-20	16	T/T	8.00	8.50	1088	42.8	295	11.6	14.5	18.0	513	20.2	S	3350	7390	8.1	115
													D	2900	6395	7.4	105

TT = TUBE TYPE, TL = TUBELESS

T6

Developed for trucks on both paved and unpaved roads
Sophisticated tread pattern and special compound give excellent resistance to cut and chip especially on unpaved road

SIZE	PR	TYPE	STD. RIM	APPRVD. RIM	O.D.		S.W.		TREAD DEPTH		S.L.R.		MAX.LOAD			INFLATION	
					mm	inch	mm	inch	mm	/32"	mm	inch	usage	kg	lbs	kg/cm²	psi
12.00-20	18	T/T	8.50	9.00	1135	44.7	312	12.3	21.0	26.5	532	20.9	S	3724	8210	8.1	115
													D	3143	7200	7.4	105

T77

The most popular lug tread design for all types of vehicles on both paved and unpaved roads
Provides extra long serviceability and traction

SIZE	PR	TYPE	STD. RIM	APPRVD. RIM	O.D.		S.W.		TREAD DEPTH		S.L.R.		MAX.LOAD			INFLATION	
					mm	inch	mm	inch	mm	/32"	mm	inch	usage	kg	lbs	kg/cm²	psi
10.00-20	16	T/T	7.50	8.00	1068	42.0	285	11.2	17.0	21.4	499	19.6	S	3000	6610	8.1	115
													D	2630	5800	7.4	105
11.00-20	16	T/T	8.00	8.50	1090	42.9	292	11.5	17.5	22.0	513	20.2	S	3266	7200	8.1	115
													D	2867	6320	7.4	105

HIGH PERFORMANCE
OFF THE ROAD TIRES
TIRON
Moving Forward

TIRON
Moving Forward

407 WIDE BASE TIRES

Regular type of tread pattern suitable for hard rock surface and haulage service
Specially desinged for cut and heat resistant compound

SIZE	PR	TYPE	TRA CODE	ONE WAY DISTANCE	SPEED (km/h)	R.W.	O.D.		S.W.		TREAD DEPTH		MAX.LOAD		INFLATION	
							mm	inch	mm	inch	mm	/32"	kg	lbs	kg/cm²	psi
15.5-25	12	T/L	E-3	4km	50 km/h	12.00	1293	50.9	380	15.0	28.0	35.3	3200	7000	2.50	36
17.5-25	12	T/L	E-3	4km	50 km/h	14.00	1352	53.2	428	16.9	30.5	38.4	3600	7900	2.25	32
		T/L	L-3	76m	10 km/h	14.00	1352	53.2	428	16.9	30.5	38.4	6100	13400	3.50	50
		T/L	G-3	Unlimited	40 km/h	14.00	1352	53.2	428	16.9	30.5	38.4	2900	6400	2.00	28
	16	T/L	L-3	76m	10 km/h	14.00	1352	53.2	428	16.9	30.5	38.4	7300	16100	4.75	68
		T/L	G-3	Unlimited	40 km/h	14.00	1352	53.2	428	16.9	30.5	38.4	3300	7200	2.75	39
	20	T/L	L-3	76m	10 km/h	14.00	1352	53.2	428	16.9	30.5	38.4	8200	18000	5.75	82
20.5-25	16	T/L	E-3	4km	50 km/h	17.00	1498	59.0	535	21.1	33.5	42.2	5450	12000	2.75	39
		T/L	L-3	76m	10 km/h	17.00	1498	59.0	535	21.1	33.5	42.2	8250	18200	3.50	50
		T/L	G-3	Unlimited	40 km/h	17.00	1498	59.0	535	21.1	33.5	42.2	4000	8800	2.25	32
	20	T/L	E-3	4km	50 km/h	17.00	1498	59.0	535	21.1	33.5	42.2	6000	13200	3.20	46
		T/L	L-3	76m	10 km/h	17.00	1498	59.0	535	21.1	33.5	42.2	9500	21000	4.50	64
		T/L	G-3	Unlimited	40 km/h	17.00	1498	59.0	535	21.1	33.5	42.2	4600	10100	3.20	46
	24	T/L	E-3	4km	50 km/h	17.00	1498	59.0	535	21.1	33.5	42.2	6700	14700	4.00	57
		T/L	L-3	76m	10 km/h	17.00	1498	59.0	535	21.1	33.5	42.2	10300	22700	5.25	75
23.5-25	16	T/L	E-3	4km	50 km/h	19.50	1610	63.4	610	24.0	36.0	45.4	6150	13600	2.25	32
		T/L	L-3	76m	10 km/h	19.50	1610	63.4	610	24.0	36.0	45.4	9500	20900	3.00	43
		T/L	G-3	Unlimited	40 km/h	19.50	1610	63.4	610	24.0	36.0	45.4	4600	10100	2.10	30
	20	T/L	E-3	4km	50 km/h	19.50	1610	63.4	610	24.0	36.0	45.4	7300	16100	3.00	43
		T/L	L-3	76m	10 km/h	19.50	1610	63.4	610	24.0	36.0	45.4	10900	24000	3.75	53
		T/L	G-3	Unlimited	40 km/h	19.50	1610	63.4	610	24.0	36.0	45.4	5500	12100	2.80	40
	24	T/L	E-3	4km	50 km/h	19.50	1618	63.7	605	23.8	36.0	45.4	8000	17600	3.50	50
		T/L	L-3	76m	10 km/h	19.50	1618	63.7	605	23.8	36.0	45.4	12500	27600	4.75	68
	32	T/L	E-3	4km	50 km/h	19.50	1610	63.4	610	24.0	36.0	45.4	9500	21000	4.50	64
		T/L	L-3	76m	10 km/h	19.50	1610	63.4	610	24.0	36.0	45.4	17000	37400	5.60	80
26.5-25	20	T/L	E-3	4km	50 km/h	22.00	1760	69.3	686	27.0	44.5	56.1	8200	18000	2.50	36
		T/L	L-3	76m	10 km/h	22.00	1760	69.3	686	27.0	44.5	56.1	13000	28600	3.50	50
	24	T/L	E-3	4km	50 km/h	22.00	1760	69.3	686	27.0	44.5	56.1	9200	20300	3.00	43
		T/L	L-3	76m	10 km/h	22.00	1760	69.3	686	27.0	44.5	56.1	14000	30800	4.00	57
	28	T/L	E-3	4km	50 km/h	22.00	1760	69.3	686	27.0	44.5	56.1	10000	22000	3.50	50
		T/L	L-3	76m	10 km/h	22.00	1760	69.3	686	27.0	44.5	56.1	15000	33000	4.75	68
	32	T/L	E-3	4km	50 km/h	22.00	1760	69.3	686	27.0	44.5	56.1	11200	24700	4.25	60
		T/L	L-3	76m	10 km/h	22.00	1760	69.3	686	27.0	44.5	56.1	17000	37400	5.50	78
29.5-25	22	T/L	E-3	4km	50 km/h	25.00	1870	73.6	770	30.3	49.0	61.7	10000	22000	2.50	36
		T/L	L-3	76m	10 km/h	25.00	1870	73.6	770	30.3	49.0	61.7	15000	33000	3.25	46
	28	T/L	E-3	4km	50 km/h	25.00	1870	73.6	770	30.3	49.0	61.7	11500	25300	3.25	46
		T/L	L-3	76m	10 km/h	25.00	1870	73.6	770	30.3	49.0	61.7	17500	38600	4.25	60
29.5-29	28	T/L	L-3	76m	10 km/h	25.00	1975	77.8	756	29.8	40.0	50.4	19000	41900	4.25	60

TT = TUBE TYPE, TL = TUBELESS

407 NARROW BASE TIRES

Regular type of tread pattern suitable for hard rock surface and haulage service
Specially desinged for cut and heat resistant compound

SIZE	PR	TYPE	TRA CODE	ONE WAY DISTANCE	SPEED (km/h)	R.W.	O.D.		S.W.		TREAD DEPTH		MAX.LOAD		INFLATION	
							mm	inch	mm	inch	mm	/32"	kg	lbs	kg/cm²	psi
14.00-24	20	T/T	E-3	4km	50 km/h	10.00	1365	53.7	395	15.6	30.0	37.8	4600	10100	5.00	71
	24	T/L	E-3	4km	50 km/h	10.00	1365	53.7	395	15.6	30.0	37.8	5100	11200	5.75	82
	28	T/L	E-3	4km	50 km/h	10.00	1365	53.7	395	15.6	30.0	37.8	5600	12300	6.50	92
14.00-25	20	T/T	E-3	4km	50 km/h	10.00	1365	53.7	395	15.6	30.0	37.8	4600	10100	5.00	71
	24	T/L	E-3	4km	50 km/h	10.00	1365	53.7	395	15.6	30.0	37.8	5100	11200	5.75	82
	28	T/L	E-3	4km	50 km/h	10.00	1365	53.7	395	15.6	30.0	37.8	5600	12300	6.50	92
16.00-24	20	T/T	L-3	76m	10 km/h	11.25	1502	59.1	445	17.5	34.0	42.8	9750	21500	5.50	78
	20	T/T	G-3	Unlimited	40 km/h	10.00	1502	59.1	445	17.5	34.0	42.8	5000	11000	4.00	57
16.00-25	28	T/L	L-3	76m	10 km/h	11.25	1502	59.1	445	17.5	34.0	42.8	11500	25300	7.50	107
		T/L	E-3	4km	50 km/h	11.25	1502	59.1	445	17.5	34.0	42.8	6700	14700	5.75	82
	32	T/L	L-3	76m	10 km/h	11.25	1502	59.1	445	17.5	34.0	42.8	12500	27500	8.75	124
		T/L	E-3	4km	50 km/h	11.25	1502	59.1	445	17.5	34.0	42.8	7300	16100	6.50	92
18.00-25	32	T/L	E-3	4km	50 km/h	13.00	1627	64.1	510	20.1	39.0	49.1	8700	19100	5.75	82
		T/L	L-3	76m	10 km/h	13.00	1627	64.1	510	20.1	39.0	49.1	15000	33000	7.50	107
	36	T/L	E-3	4km	50 km/h	13.00	1627	64.1	510	20.1	39.0	49.1	9200	20200	6.25	89
		T/L	L-3	76m	10 km/h	13.00	1627	64.1	510	20.1	39.0	49.1	16000	35300	8.50	121
	40	T/L	E-3	4km	50 km/h	13.00	1627	64.1	510	20.1	39.0	49.1	9700	21500	7.00	100
		T/L	L-3	76m	10 km/h	13.00	1627	64.1	510	20.1	39.0	49.1	17000	37400	9.50	135
21.00-25	36	T/L	E-3	4km	50 km/h	15.00	1738	68.4	576	22.7	40.0	50.4	11000	24200	5.50	78
		T/L	L-3	76m	10 km/h	15.00	1738	68.4	576	22.7	40.0	50.4	20000	44100	8.25	117
18.00-33	28	T/L	E-4	4km	50 km/h	13.00	1868	73.5	503	19.8	58.0	73.1	9250	20400	5.00	73
	32	T/L	E-4	4km	50 km/h	13.00	1868	73.5	503	19.8	58.0	73.1	10000	22000	5.75	82
	36	T/L	E-4	4km	50 km/h	13.00	1868	73.5	503	19.8	58.0	73.1	10600	23300	6.25	89
◆18.00-33	40	T/L	E-4	4km	50 km/h	13.00	1868	73.5	503	19.8	58.0	73.1	11100	24470	6.75	96
24.00-35	42	T/L	E-3	4km	50 km/h	17.00	2127	83.7	650	25.6	46.0	58.0	16500	36500	5.50	78

TT = TUBE TYPE, TL = TUBELESS
◆ NEW PRODUCT

TIRON
Moving Forward

407 INDUSTRIAL

SIZE	PR	ROAD CONDITION	SPEED(km/h)	STATIC	1	5	10	15	20	25
14.00-24	32	Off the Road	Max. Load(kg)	16800	13650	11865	10500	9765	9240	8925
		Hard Improved Surface		18900	16800	15225	14175	13650	13335	13125
14.00-25	32	Off the Road	Max. Load(kg)	16800	13650	11865	10500	9765	9240	8925
		Hard Improved Surface		18900	16800	15225	14175	13650	13335	13125
16.00-25	32	Off the Road	Max. Load(kg)	20000	16250	14125	12500	11625	11000	10625
		Hard Improved Surface		22500	20000	18125	16875	16250	15875	15625
18.00-25	40	Off the Road	Max. Load(kg)	27200	22100	19200	17000	15800	15000	14500
		Hard Improved Surface		30600	27200	24650	22950	22100	21590	21250
21.00-25	40	Off the Road	Max. Load(kg)	32000	26000	22600	20000	18600	17600	17000
		Hard Improved Surface		36000	32000	29000	27000	26000	25400	25000
◆18.00-33	40	Off the Road	Max. Load(kg)	29600	24050	20905	18500	17205	16280	15725
		Hard Improved Surface		33300	29600	26825	24975	24050	23495	23125
24.00-35	42	Off the Road	Max. Load(kg)	46400	37700	32770	29000	26970	25520	24650
		Hard Improved Surface		52200	46400	42050	39150	37700	36830	36250

421A

Excellent traction and Self cleaning pattern design in a muddy ground

SIZE	PR	TYPE	TRA CODE	ONE WAY DISTANCE	SPEED (km/h)	R.W.	O.D.		S.W.		TREAD DEPTH		MAX.LOAD		INFLATION	
							mm	inch	mm	inch	mm	/32"	kg	lbs	kg/cm²	psi
17.5-25	12	T/L	G-3	Unlimited	40 km/h	14.00	1352	53.2	428	16.9	30.5	38.4	2900	6400	2.10	30
		T/L	E-3	4km	50 km/h	14.00	1352	53.2	428	16.9	30.5	38.4	3150	6950	2.50	35
	16	T/T	E-3	4km	50 km/h	14.00	1352	53.2	428	16.9	30.5	38.4	3650	8050	3.00	45
		T/T	L-3	76m	10 km/h	14.00	1352	53.2	428	16.9	30.5	38.4	7150	15800	4.50	65
		T/T	G-3	Unlimited	40 km/h	14.00	1352	53.2	428	16.9	30.5	38.4	3400	7500	2.80	40
20.5-25	16	T/T	E-3	4km	50 km/h	17.00	1485	58.5	533	21.0	31.5	39.7	4300	9500	2.80	40
		T/T	L-3	76m	10 km/h	17.00	1485	58.5	533	21.0	31.5	39.7	8200	17000	3.50	50
		T/T	G-3	Unlimited	40 km/h	17.00	1485	58.5	533	21.0	31.5	39.7	3900	8600	2.50	35

TT = TUBE TYPE, TL = TUBELESS

◆NEW PRODUCT

405B

Optimized pattern design for grader with good traction and self-cleaning in a muddy ground

SIZE	PR	TYPE	TRA CODE	ONE WAY DISTANCE	SPEED (km/h)	R.W.	O.D.		S.W.		TREAD DEPTH		MAX.LOAD		INFLATION	
							mm	inch	mm	inch	mm	/32"	kg	lbs	kg/cm²	psi
10-16.5	6	T/L	L-2	4km	10 km/h	8.25	780	30.7	273	10.7	20.0	25.2	1600	3500	3.20	45
	8	T/L	L-2	4km	10 km/h	8.28	780	30.7	273	10.7	20.0	25.2	1900	4100	4.25	60
12-16.5	8	T/L	L-2	4km	10 km/h	9.75	845	33.3	305	12.0	20.0	25.2	2200	4800	3.50	50
	10	T/L	L-2	4km	10 km/h	9.75	845	33.3	305	12.0	20.0	25.2	2500	5600	4.50	65
	12	T/L	L-2	4km	10 km/h	9.75	845	33.3	305	12.0	20.0	25.2	2800	6100	5.25	75
13.00-24	16	T/T	E-2	4km	50 km/h	10.00	1280	50.4	356	14.0	31.5	39.7	3000	6600	4.25	60
		T/T	L-2	76m	10 km/h	10.00	1280	50.4	356	14.0	31.5	39.7	6900	15000	6.50	90
		T/T	G-2	Unlimited	40 km/h	8.00	1280	50.4	356	14.0	31.5	39.7	3000	6600	3.50	50
14.00-24	12	T/L	L-2	76m	10 km/h	10.00	1340	52.8	375	14.8	31.2	39.3	6300	13800	4.25	60
		T/L	G-2	Unlimited	40 km/h	8.00	1340	52.8	375	14.8	31.2	39.3	3000	6600	2.50	35
	16	T/L	E-2	4km	50 km/h	10.00	1340	52.8	375	14.8	31.2	39.3	3600	7900	4.25	60
		T/L	G-2	Unlimited	40 km/h	8.00	1340	52.8	375	14.8	31.2	39.3	3500	7700	3.20	45
17.5-25	12	T/L	L-2	Unlimited	40 km/h	14.00	1345	53.0	348	13.7	27.0	34.0	6150	13500	3.50	50
20.5-25	16	T/L	E-2	4km	50 km/h	17.00	1490	58.7	520	20.5	32.0	40.3	5500	12100	2.75	40
		T/L	L-2	76m	10 km/h	17.00	1490	58.7	520	20.5	32.0	40.3	8300	18300	3.50	51
		T/L	G-2	Unlimited	40 km/h	17.00	1490	58.7	520	20.5	32.0	40.3	4000	8800	2.30	33

423

Excellent traction and easy driving

SIZE	PR	TYPE	TRA CODE	ONE WAY DISTANCE	SPEED (km/h)	R.W.	O.D.		S.W.		TREAD DEPTH		MAX.LOAD		INFLATION	
							mm	inch	mm	inch	mm	/32"	kg	lbs	kg/cm²	psi
8.25-20	12	T/T	L-2	4km	50 km/h	6.50	995	39.1	238	9.4	19.0	23.9	3240	7150	6.90	98
9.00-20	14	T/T	L-2	4km	50 km/h	7.00T	1018	40.0	251	9.8	20.0	25.2	4000	8800	7.40	105
10.00-20	14	T/T	G-2	Unlimited	40 km/h	7.50V	1058	41.6	268	10.5	23.0	29.0	2060	4550	4.25	60
	16	T/T	G-2	Unlimited	40 km/h	7.50V	1058	41.6	268	10.5	23.0	29.0	2260	4980	4.92	70

TT = TUBE TYPE, TL = TUBELESS

432

Suitable for wheel loader. Extra deep tread and cut resistant compound for rocky surface and mining service
Excellent traction and stability comfortable / Long life tread design

SIZE	PR	TYPE	TRA CODE	ONE WAY DISTANCE	SPEED (km/h)	R.W.	O.D.		S.W.		TREAD DEPTH		MAX.LOAD		INFLATION	
							mm	inch	mm	inch	mm	/32"	kg	lbs	kg/cm²	psi
29.5-25	28	T/L	L-5	76m	10 km/h	25.00	1930	76.0	772	30.4	105.0	132.3	17500	38600	4.25	60
	34	T/L	L-5	76m	10 km/h	25.00	1930	76.0	772	30.4	105.0	132.3	20000	44100	5.25	75
35/65-33	30	T/L	L-5	76m	10 km/h	28.00	2105	82.9	890	35.0	100.0	126.0	21200	46700	4.25	60
	36	T/L	L-5	76m	10 km/h	28.00	2105	82.9	890	35.0	100.0	126.0	23600	52000	5.25	75
	42	T/L	L-5	76m	10 km/h	28.00	2105	82.9	890	35.0	100.0	126.0	25750	56770	6.00	85
◆35/65-33	48	T/L	L-5	76m	10 km/h	28.00	2105	82.9	890	35.0	100.0	126.0	28200	62170	7.00	100
35/65-33	42	T/L	L-4	76m	10 km/h	28.00	2100	82.7	900	35.4	63.0	79.4	25750	56770	6.30	90

Q

For loaders and dozers operations on rock, coal and earth Separate lugs and tapered for greater traction and self-cleaning

SIZE	PR	TYPE	TRA CODE	ONE WAY DISTANCE	SPEED (km/h)	R.W.	O.D.		S.W.		TREAD DEPTH		MAX.LOAD		INFLATION	
							mm	inch	mm	inch	mm	/32"	kg	lbs	kg/cm²	psi
10-16.5	6	T/L	L-2	4 km/h	50 km/h	8.25	775	30.5	266	10.5	18.8	23.7	1588	3500	3.20	45
12-16.5	12	T/L	L-2	4 km/h	50 km/h	9.75	840	33.1	310	12.2	19.1	24.1	2750	6065	5.25	75
14.00-24	12	T/L	L-2	4 km/h	50 km/h	8.00	1350	53.1	363	14.3	27.2	34.3	6300	13890	4.25	60

DM

This unique tread pattern affords maximum flotation with minimum rolling resistance
especially for use in the desert and on soft ground

SIZE	PR	TYPE	TRA CODE	ONE WAY DISTANCE	SPEED (km/h)	R.W.	O.D.		S.W.		TREAD DEPTH		MAX.LOAD		INFLATION	
							mm	inch	mm	inch	mm	/32"	kg	lbs	kg/cm²	psi
23.1-26	8	T/L	R-3	Unlimited	40 km/h	DW20A	1570	61.8	590	23.2	27.2	34.3	2575	5680	1.10	16
◆23.1-26	12	T/L	R-3	Unlimited	40 km/h	DW20A	1570	61.8	590	23.2	27.2	34.3	3250	7150	1.70	24

TT = TUBE TYPE, TL = TUBELESS
◆NEW PRODUCT

ML

Special compound rubber for operating on rock, coal and earth
Resists cutting and wearing of the tread / It features strong traction due to broad contact with the ground

SIZE	PR	TYPE	TRA CODE	ONE WAY DISTANCE	SPEED (km/h)	R.W.	O.D.		S.W.		TREAD DEPTH		MAX.LOAD		INFLATION	
							mm	inch	mm	inch	mm	/32"	kg	lbs	kg/cm²	psi
14.00-24	16	T/T	E-3	4km	50 km/h	10.00	1365	53.7	375	14.8	24.7	31.1	3600	7935	4.20	60
	20	T/T	E-3	4km	50 km/h	10.00	1365	53.7	375	14.8	24.7	31.1	4625	10195	5.30	75
	20	T/L	L-3	76m	10 km/h	10.00	1365	53.7	375	14.8	24.7	31.1	8500	18740	7.40	105
	24	T/T	E-3	4km	50 km/h	10.00	1365	53.7	375	14.8	24.7	31.1	5150	11355	8.80	125
	24	T/T	L-3	76m	10 km/h	10.00	1365	53.7	375	14.8	24.7	31.1	9500	20945	8.80	125
	24	T/L	L-3	76m	10 km/h	10.00	1365	53.7	375	14.8	24.7	31.1	9500	20945	8.80	125
	28	T/T	E-3	4km	50 km/h	10.00	1365	53.7	375	14.8	24.7	31.1	5600	12345	7.40	105
	32	T/T	E-3	4km	50 km/h	10.00	1365	53.7	375	14.8	24.7	31.1	5950	13120	8.20	115
16.00-24	16	T/T	L-3	76m	10 km/h	11.25	1485	58.5	430	16.9	31.0	39.1	8250	18190	4.25	60
	16	T/L	L-3	76m	10 km/h	11.25	1485	58.5	430	16.9	31.0	39.1	8250	18190	4.25	60
16.00-25	28	T/L	L-3	76m	10 km/h	11.25	1485	58.5	430	16.9	31.0	39.1	11500	25355	7.50	107
	32	T/L	L-3	76m	10 km/h	11.25	1485	58.5	430	16.9	31.0	39.1	12500	27560	8.75	125
17.5-25	16	T/L	E-3	4km	50 km/h	14.00	1350	53.1	439	17.3	30.1	37.9	4250	9370	3.00	43
	24	T/L	E-3	4km	50 km/h	14.00	1350	53.1	439	17.3	30.1	37.9	5700	12565	5.00	70
18.00-25	32	T/L	E-3	4km	50 km/h	13.00	1615	63.6	490	19.3	44.0	55.4	8750	19290	5.75	82
	36	T/L	E-3	4km	50 km/h	13.00	1615	63.6	490	19.3	44.0	55.4	9250	20395	6.25	90
	40	T/L	E-3	4km	50 km/h	13.00	1615	63.6	490	19.3	44.0	55.4	9750	21495	7.00	100
20.5-25	12	T/L	L-3	76m	10 km/h	17.00	1500	59.1	523	20.6	30.6	38.6	6700	14770	2.50	35
	16	T/L	L-3	76m	10 km/h	17.00	1500	59.1	523	20.6	30.6	38.6	8250	18190	3.50	50
	20	T/L	L-3	76m	10 km/h	17.00	1500	59.1	523	20.6	30.6	38.6	9500	20945	4.50	65
	24	T/L	L-3	76m	10 km/h	17.00	1500	59.1	523	20.6	30.6	38.6	10300	22710	5.25	75
23.5-25	16	T/T	E-3	4km	50 km/h	19.50	1625	64.0	615	24.2	42.2	53.2	6150	13560	2.25	32
	16	T/L	L-3	76m	10 km/h	19.50	1625	64.0	615	24.2	42.2	53.2	9500	20945	3.00	43
	20	T/L	L-3	76m	10 km/h	19.50	1625	64.0	615	24.2	42.2	53.2	10900	24030	3.75	53
	24	T/L	L-3	76m	10 km/h	19.50	1625	64.0	615	24.2	42.2	53.2	12500	27560	4.75	67
	32	T/L	L-3	76m	10 km/h	19.50	1625	64.0	615	24.2	42.2	53.2	14700	32410	6.25	90
	36	T/L	L-3	76m	10 km/h	19.50	1625	64.0	615	24.2	42.2	53.2	15700	34615	7.00	100
26.5-25	20	T/L	L-3	76m	10 km/h	22.00	1751	68.9	675	26.6	40.7	51.3	13200	29100	3.50	50
	28	T/L	E-3	4km	50 km/h	22.00	1751	68.9	675	26.6	40.7	51.3	10000	22045	3.50	50
	32	T/L	L-3	76m	10 km/h	22.00	1751	68.9	675	26.6	40.7	51.3	17000	37480	5.50	78
29.5-25	22	T/L	L-3	76m	10 km/h	25.00	1870	73.6	757	29.8	45.6	57.4	15000	33070	3.25	45
	28	T/L	L-3	76m	10 km/h	25.00	1870	73.6	757	29.8	45.6	57.4	17500	38580	4.25	60
21.00-25	36	T/L	E-3	4km	50 km/h	15.00	1750	68.9	572	22.5	40.7	51.3	11000	24250	5.50	78
18.00-33	32	T/L	E-3	4km	50 km/h	13.00	1820	71.7	498	19.6	40.7	51.3	10000	22045	5.75	82

TT = TUBE TYPE, TL = TUBELESS

TIRON
Moving Forward

640S

Suitable for loader and dozer / Smooth extra deep tread with a reinforced sidewall protector
for underground mining / Special compound and smooth pattern design is suitable for heat and cut resistant

SIZE	PR	TYPE	TRA CODE	ONE WAY DISTANCE	SPEED (km/h)	R.W.	O.D.		S.W.		TREAD DEPTH		MAX.LOAD		INFLATION	
							mm	inch	mm	inch	mm	/32"	kg	lbs	kg/cm²	psi
◆18.00-25	40	T/L	IND-4S	-	10 km/h	13.00	1660	65.4	515	20.3	59	74.3	22950	50600	10.00	145
26.5-25	36	T/L	L-5S	76m	10 km/h	22.00	1805	71.1	680	26.8	100	126.0	17900	39500	6.30	90
29.5-25	34	T/L	L-5S	76m	10 km/h	25.00	1930	76.0	750	29.5	98	123.5	20000	44100	5.25	75
29.5-29	40	T/L	L-5S	76m	10 km/h	25.00	2023	79.6	760	29.9	103	129.8	23600	52000	6.25	89

641S

Suitable for loader and dozer / Smooth extra deep tread with a reinforced sidewall protector
for underground mining / Special compound and smooth pattern design is suitable for heat and cut resistant

SIZE	PR	TYPE	TRA CODE	ONE WAY DISTANCE	SPEED (km/h)	R.W.	O.D.		S.W.		TREAD DEPTH		MAX.LOAD		INFLATION	
							mm	inch	mm	inch	mm	/32"	kg	lbs	kg/cm²	psi
35/65-33	42	T/L	L-5S	76m	10 km/h	28.00	2075	81.7	890	35.0	98	123.5	26500	58400	6.25	89

650

Regular type of tread pattern suitable for hard rock surface and haulage service
Specially desinged for cut and heat resistant compound

SIZE	PR	TYPE	TRA CODE	ONE WAY DISTANCE	SPEED (km/h)	R.W.	O.D.		S.W.		TREAD DEPTH		MAX.LOAD		INFLATION	
							mm	inch	mm	inch	mm	/32"	kg	lbs	kg/cm²	psi
17.5-25	16	T/L	L-3	76m	10 km/h	14.00	1360	53.5	450	17.7	29.6	37.3	7300	19400	4.75	68
	20	T/L	L-3	76m	10 km/h	14.00	1360	53.5	450	17.7	29.6	37.3	8250	19400	5.75	82
	24	T/L	L-3	76m	10 km/h	14.00	1360	53.5	450	17.7	29.6	37.3	8800	19400	6.50	92

TT = TUBE TYPE, TL = TUBELESS
◆NEW PRODUCT

651

Regular type of tread pattern suitable for hard rock surface and haulage service
Specially desinged for cut and heat resistant compound

SIZE	PR	TYPE	TRA CODE	ONE WAY DISTANCE	SPEED (km/h)	R.W.	O.D.		S.W.		TREAD DEPTH		MAX.LOAD		INFLATION	
							mm	inch	mm	inch	mm	/32"	kg	lbs	kg/cm²	psi
◆16.9-24	12	T/L	L-3	76m	10 km/h	15.00	1340	52.8	454	17.9	27.0	34.0	3780	8330	2.80	40
23.5-25	16	T/L	E-3	4km	50 km/h	19.50	1618	63.7	605	23.8	35.0	44.1	6150	13600	2.50	36
		T/L	L-3	76m	10 km/h	19.50	1618	63.7	605	23.8	35.0	44.1	9500	20900	3.00	43
	20	T/L	E-3	4km	50 km/h	19.50	1618	63.7	605	23.8	35.0	44.1	7300	16100	3.00	43
		T/L	L-3	76m	10 km/h	19.50	1618	63.7	605	23.8	35.0	44.1	10900	24000	3.75	53
	24	T/L	E-3	4km	50 km/h	19.50	1618	63.7	605	23.8	35.0	44.1	8000	17600	3.50	50
		T/L	L-3	76m	10 km/h	19.50	1618	63.7	605	23.8	35.0	44.1	12500	27600	4.75	68
	28	T/L	E-3	4km	50 km/h	19.50	1618	63.7	605	23.8	35.0	44.1	8750	19300	4.00	57
		T/L	L-3	76m	10 km/h	19.50	1618	63.7	605	23.8	35.0	44.1	13600	30000	5.50	78
	32	T/L	E-3	4km	50 km/h	19.50	1618	63.7	605	23.8	35.0	44.1	9400	20700	4.50	64
		T/L	L-3	76m	10 km/h	19.50	1618	63.7	605	23.8	35.0	44.1	14700	32400	6.25	89
	36	T/L	L-3	76m	10 km/h	19.50	1618	63.7	605	23.8	35.0	44.1	15700	34600	7.00	100
26.5-25	28	T/L	E-3	4km	50 km/h	22.00	1755	69.1	705	27.8	43.0	54.2	10000	22000	3.50	50
		T/L	L-3	76m	10 km/h	22.00	1755	69.1	705	27.8	43.0	54.2	15500	34100	4.75	68
	32	T/L	E-3	4km	50 km/h	22.00	1755	69.1	705	27.8	43.0	54.2	11200	24700	4.25	60
		T/L	L-3	76m	10 km/h	22.00	1755	69.1	705	27.8	43.0	54.2	17000	37400	5.50	78
	36	T/L	E-3	4km	50 km/h	22.00	1755	69.1	705	27.8	43.0	54.2	12000	26500	4.75	68
		T/L	L-3	76m	10 km/h	22.00	1755	69.1	705	27.8	43.0	54.2	18300	40300	6.25	89

653

Optimized pattern design for excavator Excellent abrasion / traction and self-cleaning

SIZE	PR	TYPE	TRA CODE	ONE WAY DISTANCE	SPEED (km/h)	R.W.	O.D.		S.W.		TREAD DEPTH		MAX.LOAD		INFLATION	
							mm	inch	mm	inch	mm	/32"	kg	lbs	kg/cm²	psi
9.00-20	14	T/T	L-2	76m	10 km/h	7.00	1020	40.2	257	10.1	20.0	25.2	3885	8600	7.00	99
10.00-20	14	T/T	L-2	76m	10 km/h	7.50	1062	41.8	275	10.8	21.5	27.1	4305	9500	6.75	96
	16	T/T	L-2	76m	10 km/h	7.50	1062	41.8	275	10.8	21.5	27.1	4580	10100	7.50	107

TT = TUBE TYPE, TL = TUBELESS
◆NEW PRODUCT

TIRON
Moving Forward

652

Specially designed tread pattern and compound for long distance haulage service in a heat resistant condition

SIZE	PR	TYPE	TRA CODE	ONE WAY DISTANCE	SPEED (km/h)	R.W.	O.D.		S.W.		TREAD DEPTH		MAX.LOAD		INFLATION	
							mm	inch	mm	inch	mm	/32"	kg	lbs	kg/cm²	psi
20.5-25	12	T/L	E-3	4km	50 km/h	17.00	1498	59.0	535	21.1	31.5	39.7	4500	9900	2.00	28
		T/L	L-3	76m	10 km/h	17.00	1498	59.0	535	21.1	31.5	39.7	6700	14800	2.50	36
		T/L	G-3	Unlimited	40 km/h	17.00	1498	59.0	535	21.1	31.5	39.7	3550	7800	1.75	25
	16	T/L	E-3	4km	50 km/h	17.00	1498	59.0	535	21.1	31.5	39.7	5450	12000	2.75	39
		T/L	L-3	76m	10 km/h	17.00	1498	59.0	535	21.1	31.5	39.7	8250	18200	3.50	50
		T/L	G-3	Unlimited	40 km/h	17.00	1498	59.0	535	21.1	31.5	39.7	4000	8800	2.25	32
	20	T/L	E-3	4km	50 km/h	17.00	1498	59.0	535	21.1	31.5	39.7	6000	13200	3.25	46
		T/L	L-3	76m	10 km/h	17.00	1498	59.0	535	21.1	31.5	39.7	9500	21000	4.50	64
		T/L	G-3	Unlimited	40 km/h	17.00	1498	59.0	535	21.1	31.5	39.7	4500	9900	2.75	39
	24	T/L	E-3	4km	50 km/h	17.00	1498	59.0	535	21.1	31.5	39.7	6700	14700	4.00	57
		T/L	L-3	76m	10 km/h	17.00	1498	59.0	535	21.1	31.5	39.7	10300	27500	5.25	75

655

Suitable for wheel loader. Extra deep tread and cut resistant compound for rocky surface and mining service
Excellent traction and stability comfortable / Long life tread design

SIZE	PR	TYPE	TRA CODE	ONE WAY DISTANCE	SPEED (km/h)	R.W.	O.D.		S.W.		TREAD DEPTH		MAX.LOAD		INFLATION	
							mm	inch	mm	inch	mm	/32"	kg	lbs	kg/cm²	psi
26.5-25	28	T/L	L-5	76m	10 km/h	22.00	1805	71.1	686	27.0	98.0	123.5	15500	34100	4.75	68
	32	T/L	L-5	76m	10 km/h	22.00	1805	71.1	686	27.0	98.0	123.5	17000	37500	5.50	78

656

Optimized pattern design for grader Excellent traction and self-cleaning in a muddy ground

SIZE	PR	TYPE	TRA CODE	ONE WAY DISTANCE	SPEED (km/h)	R.W.	O.D.		S.W.		TREAD DEPTH		MAX.LOAD		INFLATION	
							mm	inch	mm	inch	mm	/32"	kg	lbs	kg/cm²	psi
12-16.5	12	T/L	L-2	76m	10 km/h	9.75	845	33.3	314	12.4	20.0	25.2	2800	6200	5.28	75

TT = TUBE TYPE, TL = TUBELESS

654

Suitable for dump trucks
Specially designed tread pattern and compound for good traction / Heat resistant and long mileage

SIZE	PR	TYPE	TRA CODE	ONE WAY DISTANCE	SPEED (km/h)	R.W.	O.D.		S.W.		TREAD DEPTH		MAX.LOAD		INFLATION	
							mm	inch	mm	inch	mm	/32"	kg	lbs	kg/cm²	psi
14.00-24	28	T/T	E-3	4km	50 km/h	10.00	1360	53.5	380	15.0	28.0	35.3	5600	12300	6.50	92
		T/L	E-3	4km	50 km/h	10.00	1360	53.5	380	15.0	28.0	35.3	5600	12300	6.50	92
	32	T/T	E-3	4km	50 km/h	10.00	1360	53.5	380	15.0	28.0	35.3	5950	13100	7.25	103
		T/L	E-3	4km	50 km/h	10.00	1360	53.5	380	15.0	28.0	35.3	5950	13100	7.25	103
14.00-25	28	T/L	E-3	4km	50 km/h	10.00	1360	53.5	380	15.0	28.0	35.3	5600	12300	6.50	92
	32	T/L	E-3	4km	50 km/h	10.00	1360	53.5	380	15.0	28.0	35.3	5950	13100	7.25	103

658 WHEEL CRANE

SIZE	PR	TUBE TYPE	TRA CODE	ROAD CONDITION	SPEED(km/h)	15	25	35	40	50
29.5-25	28	T/L	L-3	Hard Improved Surface	Max. Load(kg)	13450	12970	12490	12370	12010
	34	T/L	L-3	Hard Improved Surface	Max. Load(kg)	14560	14040	13520	13390	13000

659

Optimized pattern design for mining and quarrying operations Excellent abrasion

SIZE	PR	TYPE	TRA CODE	ONE WAY DISTANCE	SPEED (km/h)	R.W.	O.D.		S.W.		TREAD DEPTH		MAX.LOAD		INFLATION	
							mm	inch	mm	inch	mm	/32"	kg	lbs	kg/cm²	psi
29.5-25	22	T/L	L-3	76m	10 km/h	25.00	1870	73.6	757	29.8	46.0	58.0	15000	33100	3.25	46
	28	T/L	L-3	76m	10 km/h	25.00	1870	73.6	757	29.8	46.0	58.0	17500	38600	4.25	60
	34	T/L	L-3	76m	10 km/h	25.00	1870	73.6	757	29.8	46.0	58.0	20000	44100	5.25	75

TT = TUBE TYPE, TL = TUBELESS

TIRON
Moving Forward

660

Suitable for use in Port / Specially designed pattern with Extra deep tread and reinforced sidewall protector
Extra deep tread and compound for long mileage

SIZE	PR	TYPE	TRA CODE	SPEED (km/h)	R.W.	O.D.		S.W.		TREAD DEPTH		MAX.LOAD		INFLATION	
						mm	inch	mm	inch	mm	/32"	kg	lbs	kg/cm²	psi
14.00-24	32	T/T	IND-4	10 km/h	10.00	1413	55.6	391	15.4	50.0	63.0	14175	31250	10.00	145
◆**14.00-25**	36	T/T	E-4	50 km/h	10.00	1413	55.6	391	15.4	50.0	63.0	6300	13890	8.00	114
18.00-25	40	T/L	IND-4	10 km/h	13.00	1675	65.9	525	20.7	65.0	81.9	22950	50600	10.00	145

661 INDUSTRIAL

Suitable for use in Port / Specially designed pattern with Extra deep tread and reinforced
sidewall protector Extra deep tread and compound for long mileage

SIZE	PR	TYPE	TRA CODE	SPEED (km/h)	R.W.	O.D.		S.W.		TREAD DEPTH		MAX.LOAD		INFLATION	
						mm	inch	mm	inch	mm	/32"	kg	lbs	kg/cm²	psi
16.00-25	32	T/L	IND-3	10 km/h	11.25	1493	58.8	445	17.5	34.0	42.8	16875	37200	10.00	145
21.00-25	40	T/L	IND-3	10 km/h	15.00	1750	68.9	584	23.0	41.0	51.7	27000	59520	10.00	145

662

Developed for Urban excavator Extra deep tread provides longer life and puncture resistance

SIZE	PR	TYPE	TRA CODE	SPEED (km/h)	R.W.	O.D.		S.W.		TREAD DEPTH		MAX.LOAD		INFLATION	
						mm	inch	mm	inch	mm	/32"	kg	lbs	kg/cm²	psi
9.00-20	16	T/T	L-2	10 km/h	7.00	1020	40.2	260	10.2	28.0	35.3	4060	8950	7.5	107

TT = TUBE TYPE, TL = TUBELESS
◆NEW PRODUCT

664

Specially designed pattern with Extra deep tread and wide lug shows excellent abrasion and longer life, Widely
reinforced tie bar with both center and shoulder part provides pattern strong property and durability of abrasion

SIZE	PR	TYPE	TRA CODE	SPEED (km/h)	R.W.	O.D.		S.W.		TREAD DEPTH		MAX.LOAD		INFLATION	
						mm	inch	mm	inch	mm	/32"	kg	lbs	kg/cm²	psi
12.00-20	28	T/T	IND-4	10 km/h	8.50	1135	44.7	314	12.4	45.0	56.7	10400	22930	10.0	145
12.00-24	20	T/T	IND-4	10 km/h	8.50	1275	50.2	330	13.0	55.0	69.3	9315	20540	8.4	119

665

Specially designed pattern with Extra deep tread and wide lug shows excellent abrasion and longer life,
Widely reinforced tie bar with both center and shoulder part provides pattern strong property and durability of abrasion

SIZE	PR	TYPE	TRA CODE	ONE WAY DISTANCE	SPEED (km/h)	R.W.	O.D.		S.W.		TREAD DEPTH		MAX.LOAD		INFLATION	
							mm	inch	mm	inch	mm	/32"	kg	lbs	kg/cm²	psi
26.5-25	28	T/L	L-4	76m	10 km/h	22.00	1798	70.8	688	27.1	63.0	79.4	15500	34170	4.8	67
	32	T/L	L-4	76m	10 km/h	22.00	1798	70.8	688	27.1	63.0	79.4	17000	37480	5.5	78
★**29.5-25**	28	T/L	L-4	76m	10 km/h	25.00	1912	75.3	780	30.7	65.0	81.9	17500	38580	4.3	60
	34	T/L	L-4	76m	10 km/h	25.00	1912	75.3	780	30.7	65.0	81.9	20000	44090	5.3	75

★TO BE READY NEAR FUTURE

667

For loaders and dozers operations o rock, coal and earth
Separate lugs and tapered for greater traction and self-cleaning

SIZE	PR	TYPE	TRA CODE	SPEED (km/h)	R.W.	O.D.		S.W.		TREAD DEPTH		MAX.LOAD		INFLATION	
						mm	inch	mm	inch	mm	/32"	kg	lbs	kg/cm²	psi
◆**12-16.5**	12	T/L	L-2	10 km/h	9.75	842	33.1	325	12.8	25.0	31.5	2865	6320	5.6	80

TT = TUBE TYPE, TL = TUBELESS
◆NEW PRODUCT

TIRON
Moving Forward

668

Optimized pattern design for grader with good traction and sel-cleaning in a muddy ground

SIZE	PR	TYPE	TRA CODE	SPEED (km/h)	R.W.	O.D.		S.W.		TREAD DEPTH		MAX.LOAD		INFLATION	
						mm	inch	mm	inch	mm	/32"	kg	lbs	kg/cm²	psi
◆15.5/60-18	8	T/L	L-2	10 km/h	13.00	932	36.7	398	15.7	21.5	27.1	1910	4210	2.2	31

669

For dump trucks on mining and logging service Deeper tread pattern for powerful traction and long mileage

SIZE	PR	TYPE	TRA CODE	SPEED (km/h)	R.W.	O.D.		S.W.		TREAD DEPTH		MAX.LOAD		INFLATION	
						mm	inch	mm	inch	mm	/32"	kg	lbs	kg/cm²	psi
◆12.00-24	24	T/T	E-4	50 km/h	8.50	1247	49.1	320	12.6	32.0	40.3	4130	9110	6.6	94

670 INDUSTRIAL

Suitable for us in Port, Specially designed pattern with Extra deep tread and compound for long mileage

SIZE	PR	TYPE	TRA CODE	SPEED (km/h)	R.W.	O.D.		S.W.		TREAD DEPTH		MAX.LOAD		INFLATION	
						mm	inch	mm	inch	mm	/32"	kg	lbs	kg/cm²	psi
◆18.00-33	40	T/L	IND-4	10 km/h	13.00	1870	73.6	510	20.1	61.0	76.9	24975	55060	10.0	145

TT = TUBE TYPE, TL = TUBELESS
◆NEW PRODUCT

671 OTR-RADIAL

SIZE	PR	TYPE	TRA CODE	SPEED (km/h)	R.W.	O.D.		S.W.		TREAD DEPTH		MAX.LOAD		INFLATION	
						mm	inch	mm	inch	mm	/32"	kg	lbs	kg/cm²	psi
★445/95R25 (16.00R25)	-	T/L	E-2	70 km/h	11.25	1484	58.4	435	17.1	25.0	31.5	7300	16090	9.0	128

672

Suitable for excavating, mining and quarrying operations
A nondirectional, extra tough lug type tread provides maximum forward and backward traction

SIZE	PR	TYPE	TRA CODE	SPEED (km/h)	R.W.	O.D.		S.W.		TREAD DEPTH		MAX.LOAD		INFLATION	
						mm	inch	mm	inch	mm	/32"	kg	lbs	kg/cm²	psi
★9.00-20	14	T/T	L-2	10 km/h	7.00	1020	40.2	260	10.2	23.0	29.0	3885	8560	7.0	100

673

Suitable for us in Port, Specially designed pattern with Extra deep tread and compound for long mileage

SIZE	PR	TYPE	TRA CODE	SPEED (km/h)	R.W.	O.D.		S.W.		TREAD DEPTH		MAX.LOAD		INFLATION	
						mm	inch	mm	inch	mm	/32"	kg	lbs	kg/cm²	psi
★18.00-25	40	T/L	IND-4	10 km/h	13.00	1675	65.9	525	20.7	65.0	81.9	22950	50600	10.0	145

TT = TUBE TYPE, TL = TUBELESS
★TO BE READY NEAR FUTURE

TIRON
Moving Forward

663S

Flat tread designed for tire roller use Products highly uniform rolling performance

SIZE	PR	TYPE	STD. RIM	APPRVD. RIM	O.D.		S.W.		TREAD DEPTH		S.L.R.		MAX.LOAD			INFLATION	
					mm	inch	mm	inch	mm	/32"	mm	inch	usage	kg	lbs	kg/cm²	psi
7.50-16	10	T/T	6.0	-	783	30.8	216	8.5	-	-	-	-	S	2,400	5,290	6.00	85

RR4

Flat tread designed for tire roller use Products highly uniform rolling performance

SIZE	PR	TYPE	STD. RIM	APPRVD. RIM	O.D.		S.W.		TREAD DEPTH		S.L.R.		MAX.LOAD			INFLATION	
					mm	inch	mm	inch	mm	/32"	mm	inch	usage	kg	lbs	kg/cm²	psi
9.00-20	14	T/T	7.00	7.50	1011	39.8	260	10.2	-	-	-	-	-	4420	9745	7.4	105
11.00-20	-	-	-	-	-	-	-	-	-	-	-	-	-	-	-	-	-

To be ready near future

431

For dump trucks on mining and logging service Deeper tread pattern for powerful traction and long mileage

CODE	SIZE	PR	TYPE	STD. RIM	O.D.		S.W.		TREAD DEPTH		MAX.LOAD			INFLATION	
					mm	inch	mm	inch	mm	/32"	usage	kg	lbs	kg/cm²	psi
ML-4	10.00-20	16	T/T	7.50V	1085	42.7	278	10.9	29.0	36.5	-	2,640	5,810	7.65	105
	11.00-20	16	T/T	8.00V	1100	43.3	293	11.5	30.5	38.4	-	2,870	6,330	7.65	105
	11.00-20	18	T/T	8.00V	1100	43.3	293	11.5	30.5	38.4	S	3,520	7,770	9.05	130
											D	3,100	6,820	8.25	120
	12.00-20	18	T/T	8.50V	1135	44.7	312	12.3	31.0	39.1	-	3,270	7,200	7.30	105

434

For dump trucks on mining and logging service / Deeper tread pattern for powerful traction and long mileage

CODE	SIZE	PR	TYPE	STD. RIM	O.D.		S.W.		TREAD DEPTH		MAX.LOAD			INFLATION	
					mm	inch	mm	inch	mm	/32"	usage	kg	lbs	kg/cm²	psi
ML-4	10.00-20	16	T/T	8.00V	1100	43.3	293	11.5	30.5	38.4	-	2,870	6,330	7.30	105

TT = TUBE TYPE, TL = TUBELESS

ML7

Specially designed rock pattern for mining and logging ensures long life
and cut resistance due to the special heat-minimizing compound use

SIZE	PR	TYPE	STD. RIM	APPRVD. RIM	O.D.		S.W.		TREAD DEPTH		S.L.R.		MAX.LOAD			INFLATION	
					mm	inch	mm	inch	mm	/32"	mm	inch	usage	kg	lbs	kg/cm²	psi
10.00-20	16	T/T	7.50	8.00	1071	42.2	274	10.8	29.0	36.5	499	19.6	-	2650	5840	7.4	105
11.00-20	16	T/T	8.00	8.50	1111	43.7	294	11.6	29.6	37.3	513	20.2	-	2867	6320	7.4	105
12.00-20	18	T/T	8.50	9.00	1142	45.0	315	12.4	30.0	37.8	532	20.9	-	3266	7200	7.4	105

TT = TUBE TYPE, TL = TUBELESS

T2A

Suitable for excavating, mining and quarrying operations
A nondirectional, extra tough lug type tread provides maximum forward and backward traction

SIZE	PR	TYPE	STD. RIM	APPRVD. RIM	O.D.		S.W.		TREAD DEPTH		S.L.R.		MAX.LOAD			INFLATION	
					mm	inch	mm	inch	mm	/32"	mm	inch	usage	kg	lbs	kg/cm²	psi
9.00-20	14	T/T	7.00	7.50	1027	40.4	260	10.2	19.3	24.0	-	-	-	3885	8565	7.0	100
10.00-20	14	T/T	7.50	8.00	1070	42.1	277	10.9	19.5	25.0	-	-	-	4305	9490	6.8	95

HIGH PERFORMANCE
INDUSTRIAL TIRES

TIRON
Moving Forward

TIRON
Moving Forward



354A

Developed for heavy use on forklifts and other industrial vehicles
With its wide and extra deep tread provides stronger traction, longer life and puncture resistance

SIZE	PR	TYPE	STD. RIM	O.D.		S.W.		TREAD DEPTH		S.L.R.		MAX.LOAD		INFLATION	
				mm	inch	mm	inch	mm	/32"	mm	inch	usage	kg	kg/cm²	psi
6.00-9	10	T/T	4.00	535	21.1	160	6.3	21	26.5	243	9.6	1730	3814	8.50	121
6.50-10	10	T/T	5.00	588	23.1	177	7.0	22	27.7	267	10.5	1915	4222	8.00	114
	12	T/T	5.00	588	23.1	177	7.0	22	27.7	267	10.5	2095	4619	9.00	128
7.00-12	12	T/T	5.00	670	26.4	192	7.6	22	27.1	306	12.0	2775	6118	8.50	121
	14	T/T	5.00	670	26.4	192	7.6	22	27.1	306	12.0	3085	6801	10.00	142
300-15	18	T/T	8.00	840	33.1	300	11.8	25	31.5	383	15.1	5900	13007	8.00	114
6.00-15	10	T/T	4.50	700	27.6	165	6.5	22	29.7	325	12.8	2355	5192	8.25	117
7.00-15	12	T/T	5.50	746	29.4	197	7.8	21	26.5	344	13.5	3140	6922	8.25	117
250/8.15-15	16	T/T	7.50	743	29.3	229	9.0	21.5	27	339	13.3	3950	8708	8.50	121
	18	T/T	7.50	743	29.3	229	9.0	21.5	27	339	13.3	4090	9017	9.00	128
7.50-15	12	T/T	6.00	773	30.4	212	8.3	21	26.5	355	14.0	3395	7485	7.75	110
8.15-15	12	T/T	7.00	713	28.1	218	8.6	18	22.9	326	12.8	2910	6415	7.00	99
	14	T/T	7.00	713	28.1	218	8.6	18	22.9	326	12.8	3145	6933	8.00	114
	16	T/T	7.00	713	28.1	218	8.6	18	22.9	326	12.8	3400	7496	9.00	128
28X9-15	12	T/T	7.00	713	28.1	218	8.6	18	22.9	326	12.8	2910	6415	7.00	99
	14	T/T	7.00	713	28.1	218	8.6	18	22.9	326	12.8	3145	6933	8.00	114
	16	T/T	7.00	713	28.1	218	8.6	18	22.9	326	12.8	3400	7496	9.00	128
8.25-15	12	T/T	6.50	836	32.9	234	9.2	22	27.1	382	15.0	3860	8510	7.00	99
	14	T/T	6.50	836	32.9	234	9.2	22	27.1	382	15.0	4170	9193	8.00	114
	16	T/T	6.50	836	32.9	234	9.2	22	27.1	382	15.0	4470	9854	9.00	128

T14

Developed for heavy use on forklifts and other industrial vehicles
With its wide and extra deep tread provides stronger traction, longer life and puncture resistance

SIZE	PR	TYPE	STD. RIM	O.D.		S.W.		TREAD DEPTH		S.L.R.		MAX.LOAD		INFLATION	
				mm	inch	mm	inch	mm	/32"	mm	inch	usage	kg	kg/cm²	psi
7.00-15	12	T/T	5.50	742	29.2	205	8.1	20.0	25.2	344	13.5	3140	6922	8.25	117
7.50-15	14	T/T	6.00	770	30.3	210	8.3	20.4	25.7	355	14.0	3395	7485	7.75	110
8.15-15	12	T/T	6.00	720	28.3	220	8.7	18.0	22.7	355	14.0	2910	6415	7.00	99
	14	T/T	6.00	720	28.3	220	8.7	18.0	22.7	355	14.0	3145	6933	8.00	114
8.25-15	14	T/T	6.00	840	33.1	235	9.3	21.5	27.1	355	14.0	4170	9193	8.00	114

TT = TUBE TYPE, TL = TUBELESS

701

Pattern design with wide contact area is suitable for folklifts / Wide and extra deep tread provides stronger traction and longer life

SIZE	PR	TYPE	STD. RIM	O.D.		S.W.		TREAD DEPTH		S.L.R.		MAX.LOAD		INFLATION	
				mm	inch	mm	inch	mm	/32"	mm	inch	usage	kg	kg/cm²	psi
6.50-10	10	T/T	5.00F	600	23.6	184	7.2	18.9	23.8	270	10.6	1915	4222	8.00	114
	12	T/T	5.00F	600	23.6	184	7.2	18.9	23.8	270	10.6	2095	4619	9.00	128
7.50-16	12	T/T	6.00GS	809	31.9	212	8.4	20.4	25.7	371	14.6	3545	7815	7.75	110
	14	T/T	6.00GS	809	31.9	212	8.3	20.4	26.0	371	14.6	3870	8532	9.00	128

704

Pattern design with wide contact area increases traction/ Reinforced tie bar between the zig-zag pattern
New compound for outstanding durability / longer life

SIZE	PR	TYPE	STD. RIM	O.D.		S.W.		TREAD DEPTH		S.L.R.		MAX.LOAD		INFLATION	
				mm	inch	mm	inch	mm	/32"	mm	inch	usage	kg	kg/cm²	psi
5.00-8	8	T/T	3.50	470	18.5	138	5.4	15.5	19.5	212	8.3	1215	2679	8.00	114
	10	T/T	3.50	470	18.5	138	5.4	15.5	19.5	212	8.3	1305	2877	9.00	128
6.00-9	10	T/T	4.00	535	21.1	168	6.6	21.0	26.5	243	9.6	1730	3814	8.50	121
6.50-10	10	T/T	5.00	599	23.6	195	7.7	22.5	28.3	267	10.5	1915	4222	8.00	114
	12	T/T	5.00	599	23.6	195	7.7	22.5	28.3	267	10.5	2095	4619	9.00	128
7.00-12	12	T/T	5.00	670	26.4	198	7.8	21.5	27.1	306	12.0	2775	6118	8.50	121
	14	T/T	5.00	670	26.4	198	7.8	21.5	27.1	306	12.0	3085	6801	10.00	142
7.00-15	12	T/T	5.50	746	29.4	203	8.0	21.0	26.5	344	13.5	3140	6922	8.25	117
7.50-15	12	T/T	6.00	780	30.7	218	8.6	22.0	27.7	355	14.0	3395	7485	7.75	110
8.15-15	12	T/T	7.00	710	28.0	220	8.7	17.5	22.0	329	13.0	2910	6415	7.00	99
	14	T/T	7.00	710	28.0	220	8.7	17.5	22.0	329	13.0	3145	6933	8.00	114
8.25-15	14	T/T	6.50	830	32.7	240	9.4	20.0	25.2	382	15.0	4170	9193	8.00	114
	16	T/T	6.50	830	32.7	240	9.4	20.0	25.2	382	15.0	4470	9854	9.00	128
250/8.15-15	18	T/T	7.50	745	29.3	220	8.7	21.0	26.5	339	13.3	4090	9017	9.00	128
300-15	18	T/T	8.00	848	33.4	298	11.7	25.0	31.5	383	15.1	5900	13007	8.00	114
◆7.50-16	12	T/T	6.00	808	31.8	212	8.3	22.0	27.7	373	14.7	3545	7815	7.75	110
	14	T/T	6.00	808	31.8	212	8.3	22.0	27.7	373	14.7	3870	8532	9.00	128

TT = TUBE TYPE, TL = TUBELESS
◆NEW PRODUCT

TIRON
Moving Forward

705

Block pattern design with deep tread shows proper heat performance and traction on industrial vehicles
Reinforced tie bar between the zig-zag block pattern / New compound for outstanding durability and longer life

SIZE	PR	TYPE	STD. RIM	O.D.		S.W.		TREAD DEPTH		S.L.R.		MAX.LOAD		INFLATION	
				mm	inch	mm	inch	mm	/32"	mm	inch	usage	kg	kg/cm²	psi
9.00-20	14	T/T	7.00	1025	40.4	255	10.0	28.0	35.3	468	18.4	4155	9160	7.50	107
10.00-20	16	T/T	7.50	1078	42.4	276	10.9	29.5	37.2	482	19.0	4875	10747	8.00	114
12.00-20	18	T/T	8.50	1135	44.7	310	12.2	31.0	39.1	512	20.2	6070	13382	8.00	114

707

Pattern design with wide contract area and deep tread shows excellent abrasion and longer life
Widely reinforced tie bar with both center and shoulder part provides pattern strong property and durability of abrasion

SIZE	PR	TYPE	STD. RIM	O.D.		S.W.		TREAD DEPTH		S.L.R.		MAX.LOAD		INFLATION	
				mm	inch	mm	inch	mm	/32"	mm	inch	usage	kg	kg/cm²	psi
6.50-10	10	T/T	5.00	599	23.6	185	7.3	31.0	39.1	269	10.6	1915	4222	8.00	114
	12	T/T	5.00	599	23.6	185	7.3	31.0	39.1	269	10.6	2095	4619	9.00	128
7.00-12	12	T/T	5.00	680	26.8	200	7.9	33.5	42.2	311	12.2	2775	6118	8.50	121
	14	T/T	5.00	680	26.8	200	7.9	33.5	42.2	311	12.2	3085	6801	10.00	142
◆7.00-15	12	T/T	5.50	746	29.4	210	8.3	33.5	42.2	344	13.5	3140	6920	8.25	117
◆8.15-15	12	T/T	7.00	710	28.0	224	8.8	27.0	34.0	329	13.0	2910	6420	7.00	99
	14	T/T	7.00	710	28.0	224	8.8	27.0	34.0	329	13.0	3145	6930	8.00	114
8.25-15	14	T/T	6.50	851	33.5	246	9.7	33.5	42.2	383	15.1	4170	9193	8.00	114
	16	T/T	6.50	851	33.5	246	9.7	33.5	42.2	383	15.1	4470	9854	9.00	128
7.50-16	12	T/T	6.00	820	32.3	222	8.7	33.5	42.2	375	14.8	3545	7815	8.00	114
	14	T/T	6.00	820	32.3	222	8.7	33.5	42.2	375	14.8	3870	8532	9.00	128

TT = TUBE TYPE, TL = TUBELESS
◆NEW PRODUCT

708 IND-RADIAL

SIZE	PR	TYPE	STD. RIM	O.D.		S.W.		TREAD DEPTH		S.L.R.		MAX.LOAD		INFLATION	
				mm	inch	mm	inch	mm	/32"	mm	inch	usage	kg	kg/cm²	psi
★◆6.50R10	-	T/L	5.00	588	23.1	177	7.0	27.0	34.0	258	10.2	2340	5159	10.00	145
★◆7.00R12	-	T/L	5.00	672	26.5	192	7.6	28.0	35.3	300	11.8	2912	6420	10.00	145
★◆7.00R15	-	T/L	5.50	746	29.4	197	7.8	28.0	35.3	335	13.2	3543	7811	10.00	145
★◆7.50R15	-	T/L	6.00	772	30.4	212	8.3	30.0	37.8	348	13.7	3900	8598	10.00	145
◆7.50R16	-	T/L	6.00	800	31.5	212	8.3	30.0	37.8	361	14.2	3965	8741	10.00	145
◆8.25R15	-	T/L	6.50	836	32.9	242	9.5	32.0	40.3	380	15.0	4745	10461	10.00	145

709

SIZE	PR	TYPE	STD. RIM	O.D.		S.W.		TREAD DEPTH		S.L.R.		MAX.LOAD		INFLATION	
				mm	inch	mm	inch	mm	/32"	mm	inch	usage	kg	kg/cm²	psi
◆11.00-20	16	T/T	8.00	1110	43.7	294	11.6	30.0	37.8	508	20.0	7235	15950	7.75	110

TT = TUBE TYPE, TL = TUBELESS
◆NEW PRODUCT
★TO BE READY NEAR FUTURE

Agricultural Tire Type Nomenclature

Code Number	Tread Type	Pattern
R1	Drive Wheel Regular Tread	458, 501A, 600, 601, 602, 605, 614, 631
R2	Cane & Rice, Drive Wheel, Deep Tread	521, 522, 532, 532A, 603, 606, 617, 632
R3	Drive Wheel, Turf Tread	482, 650
R4	Industrial Tractor, Drive Wheel, Intermediate Tread	610

Off-The-Road Tire Type Nomenclature

Rib Pattern | Rock Pattern | Traction Pattern | Block Pattern | Smooth Pattern

Code Number	Tread Type	Pattern	Maximum Speed (mph)	Maximum One Way Distance
C=Compactor				
C-1	Smooth	RR4	5	Unlimited
C-2	Grooved	DM		
E=Earthmover				
E-1	Rib		40	2.5Mile (4km)
E-2	Traction	405B		
E-3	Rock	407, 421A, ML, 651, 652, 654, 661		
E-4	Rock Deep Tread	407, 660, 664, 669, 670		
E-7	Floatation			
G=Grader				
G-1	Rib		25	Unlimited
G-2	Traction	405B		
G-3	Rock	407, 421A, 652		
G-4	Rock Deep Tread			
L=Loader & Dozer				
L-2	Traction	405B, 423, Q, 653, 656, 662, 667, 668, 672	5	250ft (76m)
L-3	Rock	407, 421A, ML, 650, 651, 652, 659		
L-4	Rock Deep Tread	407, 432, 665		
L-5	Rock Extra Deep Tread	432, 655		
L-3S	Smooth			
L-4S	Smooth Deep Tread	640S		
L-5S	Smooth Extra Deep Tread	640S, 641S		
M=Mining & Logging				
ML-1	Rib			
ML-2	Traction			
ML-3	Rock			
ML-4	Rock Deep Tread	431	55	55Mile
		434*	40*	40Mile*

NOTE : * Min. stopping time to permit cooling : 0.5 HRS(after 1 HRS travel)

OE Supply Details

Division	Company Name	Segment	Size
Overseas	TADANO	OTR	29.5-25 28, 34PR 658 WHEEL CRANE
	TAKEUCHI	OTR	10.00-20 16PR 423
	HITACHI	OTR	15.5/60-18 8PR 668
	JOHN DEERE	AGR	11.2-24 8PR 602 12.4-24 8PR 603 16.9-30 8PR 603 18.4-30 8PR 603
	Kubota	AGR	8-16 4PR 605 8-16 4PR 614 8-18 6PR 605 8.3-20 6PR 603 13.6-26 6PR 603
	YANMAR	AGR	8-18 6PR 605 13.6-26 8PR 615 10-16.5 6PR 610 17.5L-24 6PR 610
Domestic	HYUNDAI HEAVY INDUSTRIES CO.,LTD.	IND OTR	7.50-16 12PR 701 20.5-25 16PR 652
	DOOSAN Doosan Heavy Industries & Construction	IND	6.50-10 10PR 701 6.50-10 12PR 701 7.50-16 12PR 701
	VOLVO CONSTRUCTION EQUIPMENT	OTR	12-16.5 12PR 656 9.00-20 14PR 653 10.00-20 14PR 653
	CLARK	IND	7.00-12 16PR 704 8.25-15 16PR 704 300-15 18PR 704
	LS Mtron	AGR	ALL SIZE
	daedong KIOTI		
	KUKJE MACHINERY Branson TRACTORS		
	TONG YANG CO., LTD		
	Hankook driving emotion	IND OTR TBB	ALL SIZE
	KUMHO TIRE		
	DAPA Defense Acquisition Program Administration	TBB	9.00-16 10PR 304 9.00-20 8PR 305 11.00-20 16PR 305 14.00-20 20PR 304

TIRON

77, Eosil-ro, Yangsan-si
Gyeongsangnam-do, Korea
T 82-55-371-3731, 3734, 3735, 3785
F 82-55-366-4700
www.hunga.com/eng